







WTHSCAFFSW Scaffold Building Kits



PRODUCT DETAILS

- Safety & security
- Holsters are designed with built-in attachment points or retractors
- Tools are tethered to the holster at all times so the risk of dropping a tool while transferring from bag to lanyard is eliminated
- Several holsters also feature hook and loop flaps that secure the tool while being transported
- Customizable
- System is completely modular and can be arranged in any order on the tool belt based on the user's preference

PRODUCT ATTRIBUTES

Product				
JHWWTHSCAFL	24-1/2 in	14-1/2 in	11 in	17.77 lb
JHWWTHSCAFM	22-1/2 in	16-1/4 in	8 in	15.87 lb
JHWWTHSCAFXL	22-1/3 in	16-1/4 in	8 in	16.33 lb

SET CONTENT



1/2 Drive Scaffold Ratchet
JHWBS-63B



**Tools@Height, 10" Magnetic
Torped Level, With Safety Ring**
THFSN25100



Claw Hammer, 22 With Safety Ring
THFSNE3-22SM



Small Parts Pouch - Canvas Black
PCH-PARTS-CB



Holster Pouch (Belt) With Retractor
HOL-POUCHRET