

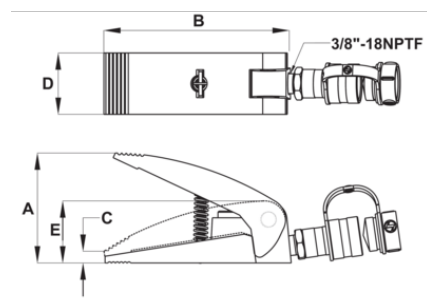
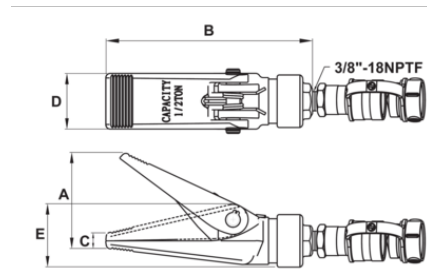


## 6S Spreaders






### PRODUCT DETAILS

- Designed to operate in confined space where expansion is needed
- Compact size makes for easy use in hard to reach places
- Positive over travel stops and return spring
- Connects directly to pump hose with high flow coupler
- Maximum working pressure: 10,000 psi/ 700 bar



PRODUCT ATTRIBUTES

Product				<b>A</b>	<b>B</b>	<b>C</b>	<b>D</b>	<b>E</b>
<b>JHW6S.5T03</b>	0.5 t	1.22 in	0.58 in <sup>3</sup>	3.54 in	7.57 in	0.51 in	2.05 in	2.36 in
<b>JHW6S01T03</b>	1 t	1.09 in	0.86 in <sup>3</sup>	3.9 in	6.57 in	0.47 in	2.17 in	2.2 in