







4A-620 - 4A-628-x 1/2" Drive Impact Drivers



PRODUCT DETAILS

- Manufactured from special alloy steel and heat treated for optimum strength and durability
- Williams® bits are designed with a precise fit and tight tolerances to prevent slippage and disengagement
- Outperforms one-piece design models—our two-piece design makes replacement economical and convenient
- Bits can be easily replaced by hand—no need to put them in a vice and punch them out with a hammer

PRODUCT ATTRIBUTES

Product				
JHW4A-620	5/8 in	1/2 in	3-1/2 in	0,84 lb
JHW4A-620-2		1/2 in		0,24 lb
JHW4A-622	11/16 in	1/2 in	3-1/2 in	0,88 lb
JHW4A-622-2		1/2 in		0,9 lb
JHW4A-624	3/4 in	1/2 in	3-1/2 in	1,07 lb
JHW4A-624-2		1/2 in		0,34 lb
JHW4A-628	7/8 in	1/2 in	3-1/2 in	1,29 lb
JHW4A-628-2		1/2 in		0,46 lb