







JHW1AP Air Pump & Cylinder Combinations



PRODUCT DETAILS

- Pump & Cylinder Combos
- Matched sets provide a combination of components for single acting cylinder applications
- Sets includes cylinder, pumps, 6 foot hydraulic hose, high flow coupler and fitting

PRODUCT ATTRIBUTES

Product				
JHW1AP100T06	22 1/2 in	16 in	8 1/2 in	32,04 lb
JH1AP10T10TL	22 1/2 in	16 in	8 1/2 in	32,04 lb
JHW1AP10T01L	22 1/2 in	16 in	8 in	33,42 lb
JHW1AP10T02	22 1/2 in	16 in	8 1/2 in	32,04 lb
JHW1AP10T06	22 1/2 in	16 in	8 1/2 in	36,91 lb
JHW1AP10T06L	22 1/2 in	16 in	9 in	36 lb
JHW1AP10T06T	16 in	12 in	9 1/2 in	37,08 lb
JHW1AP10T10	22 1/2 in	16 in	8 in	40,83 lb
JHW1AP10T10L	22 1/2 in	16 in	9 in	42,09 lb
JHW1AP10T10T	12 in	23 1/2 in	12 in	38 lb
JHW1AP15T04	23 in	11 in	12 in	38 lb
JHW1AP15T06	22 1/2 in	16 in	8 in	41 lb
JHW1AP20T02L	23 in	12 in	12 1/2 in	36 lb
JHW1AP25T02	22 1/2 in	16 in	8 in	41 lb
JHW1AP25T04	26 in	26 in	12 1/2 in	63,14 lb
JHW1AP25T06	22 1/2 in	16 in	8 in	51,11 lb
JHW1AP25T08	22 1/2 in	16 in	8 in	52 lb
JHW1AP30T02L	23 in	12 in	12 1/2 in	42,11 lb
JHW1AP55T06	40 in	22 1/2 in	21 in	128,27 lb