

# Starrett®

Precision, Quality, Innovation

## PTA AND HAND TOOLS

Hole Saws

Hacksaws

Jig Saws

Reciprocating Saws

Portable Band Saws

Measuring Tapes

Utility Knives

Levels

Hand Tool Bags

Plumb Bobs

Rules & Squares

Calipers

Protractors

Punches

Shop Tools

Lubricant

# PRECISION, QUALITY, INNOVATION

For more than 135 years, manufacturers, builders and craftsmen worldwide have depended upon precision tools and saws from The L.S. Starrett Company to ensure the consistent quality of their work.

They know that the Starrett name on a saw blade, hand tool or measuring tool ensures exceptional quality, innovative products and expert technical assistance.

With strict quality control, state-of-the-art equipment and an ongoing commitment to producing superior tools, the thousands of products in today's Starrett line continue to be the most accurate, robust and durable tools available. This catalog features those tools most widely used on a jobsite or in a workshop environment.



## HOLE SAWS

Our line includes the Fast Cut and Deep Cut bi-metal saws, and application-specific hole saws engineered specifically for certain materials, power tools and jobs. A full line of accessories, including Quick-Hitch™ arbors, pilot drills and protective cowls, enables you to optimise each job with safe, cost efficient solutions.

09

## HACKSAWS

Hacksaw Safe-Flex® and Grey-Flex® blades and frames, Redstripe® power hack blades, and PVC saws to assist you with all of your hand sawing needs.

27

## JIG SAWS

Our Unified Shank® jig saws are developed for wood, metal and multi-purpose cutting. The Starrett bi-metal unique® saw technology provides our saws with 170% greater resistance to breakage, cut faster and last longer than other saws. Our Dual Cut® blades are an exclusive saw design to provide burr-free cutting on both sides of the material.

33

## RECIPROCATING SAWS

General purpose reciprocating blades provide a comprehensive set of sawing solutions to professional trades people and do-it-yourselfers. Our offering includes pallet dismantling blades, King Cut® rescue and demolition and multi-purpose blades

37

## PORTABLE BAND SAWS

We offer blades for these convenient power tools. Univerz™ are ready to go to work in convenient lengths to fit popular portable machines.

41

## MEASURING TAPES

Our measuring tapes and Measure Stix™ are offered in a wide range of styles and sizes. Graduations are available in English and Metric to meet virtually every requirement for accurate tape measurement.

43



# PTA AND HAND TOOLS



## UTILITY KNIVES

With safety and innovation at the forefront, Starrett offers advanced solutions for a safe utility knife and replacement blade dispensing solutions.

51



## LEVELS

A variety of application specific tools which prevail where standard levels fall short.

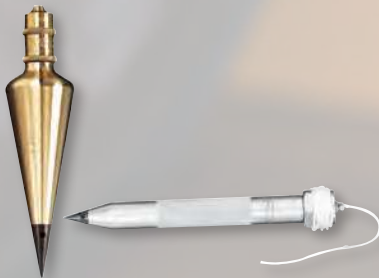
55



## HAND TOOL BAGS

Durable Hand Tool Bags for the Tradesman or DIY enthusiast. Featuring multiple internal and external pockets for plenty of storage space.

59



## PLUMB BOBS

Steel and solid brass for top accuracy in all layout work to provide a low center of gravity and great weight in proportion to their short length and small diameter.


61



## RULES AND SQUARES

Our rules and squares are made from fine quality materials and produced to the highest precision standards, making them the most accurate and readable rules on the market. Offered in a practical variety of styles to suit the needs of the individual, whether it be a toolmaker, mechanic, carpenter, or a do-it-yourself homeowner.

63



## SLIDE CALIPERS

Our calipers are light, comfortable, easy-to-use, and constructed with features that have made Starrett slide calipers the machinist's first choice for many years.

80

## PROTRACTORS

The ProSite® Protractor takes error-prone calculations out of the process of miter cuts. The tool is ideal for carpenters, plumbers and all building trades that require the measuring and transferring of angles.

84



## PUNCHES

More than 10 models between automatic center punches with adjustable stroke, center punches with round shanks, with square shanks, for prick punches, square head nail sets, drive pin punches and brass drive pin punches.

89



## SHOP TOOLS

A wide variety of gages and precision hand tools designed for delicate shop work of machinists and toolmakers. These tools are the best in the business for accurately scribing lines, transferring measurements and for probing surfaces in inspection and production work.

101



## LUBRICANT

Our M1® lubricant is an all purpose lubricant and cleaner all in one. It removes grease and grime, adhesive tar and other hard to remove materials. Deep penetrating lubricant that will not attract dirt, dust or other contaminants as other leading lubricants do. Starrett uses M1® in our manufacturing facilities all over the world. M1 will become the best investment in your shop.

111



## INDEX

113

# PTA AND HAND TOOLS

# FACTORIES AROUND THE WORLD



1 - Athol, Massachusetts, USA



2 - Laguna Hills, California, USA



3 - Waite Park, Minnesota, USA



4 - Cleveland, Ohio, USA

FACTORIES



 Factories and Distribution Centers

 Starrett Distribution Centers and Offices



5 - Mount Airy, North Carolina, USA



6 - Columbus, Georgia, USA



7 - Itu, São Paulo, Brazil



8 - Jedburgh, Scotland



9 - Suzhou, China





WHEN IT NEEDS  
TO BE DONE  
RIGHT

DO IT WITH STARRETT

**Starrett**<sup>®</sup>

(978) 249-3551 • starrett.com

Follow us!



**NEW!**




















DEEP CUT HOLE

**SAWS**



**HOLE SAWS**

# HOLE SAW APPLICATION GUIDE

Material Thickness and Application		Bi-Metal	
		 (FCH Line)	 (DCH Line)
Hole Saw Depth		1-5/8" (41mm)	2" (51mm)
Recommended Cutting Depths	<3mm	✓	
	3 - 13mm		✓
	>13mm		✓
Metal			
Inox (stainless)		★★	★★
Non Ferrous Materials		★★	★★
Cast Iron		★	★
Wood		★	★
Nail Embedded Wood		★	★
Veneer		★	★
MDF			
Plastic		★	★
Acrylic		★	★
Ceramic			
Porcelain/Glass/Stone			
Fiberglass		★	★
Formica		★	★
Plaster		★	★
Suspended Floors (wood)		★	★
Suspended Floors (composite)			
Brick and Masonry			

**NEW**

CUTTING PERFORMANCE - Excellent ★★ | Satisfactory ★

	Tungsten Carbide Tipped			Diamond Tipped/Grit
	Fast Cut Multi-Purpose (MPH Line)	Carbide Tipped (CT Line)	Carbide Tipped Stainless Steel Sheet Metal (SM Line)	Ceramic and Abrasive Material Tile Drill and Hole Saw (D Line)
	2-1/8" (54mm)	1-5/8" (41mm)	1/2" (13mm)	Diameter Dependent
	✓	✓	✓	✓
	✓	✓		✓
	✓	✓		✓
			★★	
			★★	
		★★		
★★		★		
		★★		
★★		★★		
★★				
★★				
★★				
		★		★★
				★★
★		★★		★★
★★		★★		
★★		★★		
		★★		
		★★		
		★		★★

# BI-METAL

## FAST CUT BI-METAL HOLE SAWS

The Fast Cut saw combines a new tooth material, with enhanced heat and wear resistance, and a new tooth design, providing a smoother, faster cut on a wide range of materials.

Specifically suited to cutting stainless and mild steel sheet, the Fast Cut will also cut through tubes with a wall thickness of up to 1/8" (3mm).

### FEATURES

- Enhanced tooth material for improved heat and wear resistance
- Ideal for stainless and mild steel sheet and tubes with wall thickness of up to 1/8" (3mm)
- The 5.5 TPI/25mm tooth form provides a smoother, faster cut in all materials
- Hole saw depth of 1-5/8" (41mm)



FCH0200

Cat. No.	EDP	Diameter mm
FCH015M-G	00496	15
FCH020M-G	00502	20
FCH025M-G	00512	25
FCH030M-G	00516	30
FCH035M-G	00523	35
FCH040M-G	00527	40
FCH045M-G	00533	45
FCH050M-G	00536	50
FCH056M-G	00541	56
FCH068M-G	00544	68
FCH075M-G	00545	75
FCH100M-G	00547	100
FCH160M-G	01391	160
FCH168M-G	01392	168
FCH177M-G	01393	177
FCH210M-G	01394	210

Cat. No.	EDP	Diameter	
		in	mm
FCH0096-G	00485	9/16	14
FCH0058-G	00483	5/8	16
FCH1016-G	00548	11/16	17
FCH0034-G	00482	3/4	19
FCH2532-G	00554	25/32	20
FCH1036-G	00549	13/16	21
FCH0078-G	00484	7/8	22
FCH1056-G	00550	15/16	24
FCH0100-G	00486	1	25
FCH0116-G	00489	1-1/16	27
FCH0118-G	00490	1-1/8	29
FCH0136-G	00492	1-3/16	30
FCH0114-G	00488	1-1/4	32
FCH0156-G	00494	1-5/16	33
FCH0138-G	00493	1-3/8	35
FCH0176-G	00497	1-7/16	37
FCH0112-G	00487	1-1/2	38
FCH0196-G	00499	1-9/16	40
FCH0158-G	00495	1-5/8	41
FCH1116-G	00551	1-11/16	43
FCH0134-G	00491	1-3/4	44
FCH1136-G	00552	1-13/16	46
FCH0178-G	00498	1-7/8	48
FCH0200-G	00500	2	51
FCH0216-G	00505	2-1/16	52
FCH0218-G	00506	2-1/8	54
FCH0214-G	00504	2-1/4	57
FCH0256-G	00509	2-5/16	59
FCH0238-G	00508	2-3/8	60
FCH0212-G	00503	2-1/2	64
FCH0296-G	00514	2-9/16	65
FCH0258-G	00511	2-5/8	67
FCH0234-G	00507	2-3/4	70
FCH0278-G	00513	2-7/8	73
FCH0300-G	00515	3	76
FCH0318-G	00519	3-1/8	79
FCH0314-G	00518	3-1/4	83
FCH0338-G	00521	3-3/8	86
FCH0312-G	00517	3-1/2	89
FCH0358-G	00522	3-5/8	92
FCH0334-G	00520	3-3/4	95
FCH0378-G	00525	3-7/8	98
FCH0400-G	00526	4	102
FCH0418-G	00530	4-1/8	105
FCH0414-G	00529	4-1/4	108
FCH0438-G	00532	4-3/8	111
FCH0412-G	00528	4-1/2	114
FCH0434-G	00531	4-3/4	121
FCH0500-G	00535	5	127
FCH0514-G	00540	5-1/4	133
FCH0512-G	00539	5-1/2	140
FCH0600-G	00542	6	152



Applications		
Hole Saw Depth	1-5/8" (41mm)	
Rec. Cutting Depth	<3mm	✓
Metal		
Inox (stainless)		★★
Non Ferrous Metals		
		★★
Cast Iron		
		★
Wood		
		★
Nail Embedded Wood		
		★
Veneer		
		★
Plastic		
		★
Acrylic		
		★
Fiberglass		
		★
Formica		
		★
Plaster		
		★
Suspended Floors (wood)		
		★

CUTTING PERFORMANCE - Excellent ★★ | Satisfactory ★



# BI-METAL

## NEW!

### DEEP CUT BI-METAL HOLE SAWS

The Deep Cut saw has an aggressive cutting action due to its seven progressive teeth with NVP technology, and features a new tooth material with extra Cobalt, which enhances both heat and wear resistance..

The Deep Cut saw also features an increased hole saw depth of 2" (51mm), and is ideal for cutting metal of more than 3mm thickness, tubes with a wall thickness of greater than 3mm and wood up to 2" (51mm) thick.

#### FEATURES

- Aggressive material penetration and kerf clearance
- For use on a wide range of materials, regardless of thickness
- 51mm hole saw depth improves cutting performance on tubes, particularly where there is a need to cut through both sides of the tube
- NVP tooth geometry delivers maximum cut rate, chip flow and service life
- Reduced vibration and smooth cutting action for excellent ergonomics, reducing user fatigue



DCH0218-G

Cat. No.	EDP	Diameter mm
DCH160M-G	00477	160
DCH168M-G	00478	168
DCH177M-G	00479	177
DCH210M-G	00480	210

Cat. No.	EDP	Diameter	
		in	mm
DCH0034-G	00427	3/4	19
DCH2532-G	00481	25/32	20
DCH1036-G	00473	13/16	21
DCH0078-G	00428	7/8	22
DCH1056-G	00474	15/16	24
DCH0100-G	00429	1	25
DCH0116-G	00432	1-1/16	27
DCH0118-G	00433	1-1/8	29
DCH0136-G	00435	1-3/16	30
DCH0114-G	00431	1-1/4	32
DCH0156-G	00437	1-5/16	33
DCH0138-G	00436	1-3/8	35
DCH0176-G	00439	1-7/16	37
DCH0112-G	00430	1-1/2	38
DCH0196-G	00441	1-9/16	40
DCH0158-G	00438	1-5/8	41
DCH1116-G	00475	1-11/16	43
DCH0134-G	00434	1-3/4	44
DCH1136-G	00476	1-13/16	46
DCH0178-G	00440	1-7/8	48
DCH0200-G	00442	2	51
DCH0216-G	00445	2-1/16	52
DCH0218-G	00446	2-1/8	54
DCH0214-G	00444	2-1/4	57
DCH0256-G	00449	2-5/16	59
DCH0238-G	00448	2-3/8	60
DCH0212-G	00443	2-1/2	64
DCH0296-G	00452	2-9/16	65
DCH0258-G	00450	2-5/8	67
DCH0234-G	00447	2-3/4	70
DCH0278-G	00451	2-7/8	73
DCH0300-G	00453	3	76
DCH0318-G	00456	3-1/8	79
DCH0314-G	00455	3-1/4	83
DCH0338-G	00458	3-3/8	86
DCH0312-G	00454	3-1/2	89
DCH0358-G	00459	3-5/8	92
DCH0334-G	00457	3-3/4	95
DCH0378-G	00460	3-7/8	98
DCH0400-G	00461	4	102
DCH0418-G	00464	4-1/8	105
DCH0414-G	00463	4-1/4	108
DCH0438-G	00466	4-3/8	111
DCH0412-G	00462	4-1/2	114
DCH0434-G	00465	4-3/4	121
DCH0500-G	00467	5	127
DCH0514-G	00469	5-1/4	133
DCH0512-G	00468	5-1/2	140
DCH0600-G	00471	6	152



Applications		
Hole Saw Depth	2" (51mm)	
Rec. Cutting Depth	3-13mm	✓
	>13mm	✓
Metal		
Inox (stainless)		★★
Non Ferrous Metals		★★
Cast Iron		★
Wood		★
Nail Embedded Wood		★
Veneer		★
Plastic		★
Acrylic		★
Fiberglass		★
Formica		★
Plaster		★
Suspended Floors (wood)		★

CUTTING PERFORMANCE - Excellent ★★ | Satisfactory ★



HOLE SAWS

# BI-METAL

## NEW!

### DEEP CUT

#### WITH ARBOR

This line is composed by Deep Cut hole saw blade assembled with arbor and pilot drill, with a new tooth material for enhanced heat and wear resistance. Hole saw depth of 2" (51mm), ideal for cutting metal and wood thicker than 1/8" (3mm).

#### FEATURES

- Aggressive material penetration and kerf clearance
- Ideal for solid materials or tubes of a wall thickness greater than 1/8" (3mm)
- 2" (51mm) hole saw depth improves cutting performance on tubes, particularly where there is a need to cut through both sides of the tube
- New tooth material for enhanced heat and wear resistance and greater product life
- NVP tooth geometry delivers maximum cut rate, chip flow and service life



ADCH0212

Cat. No.	EDP	Diameter	
		in	mm
ADCH0034	00893	3/4	19
ADCH1036	00939	13/16	21
ADCH0078	00895	7/8	22
ADCH1056	00940	15/16	24
ADCH0100	00897	1	25
ADCH0116	00900	1-1/16	27
ADCH0118	00901	1-1/8	29
ADCH0136	00903	1-3/16	30
ADCH0114	00899	1-1/4	32
ADCH0156	00905	1-5/16	33
ADCH0138	00904	1-3/8	35
ADCH0176	00907	1-7/16	37
ADCH0112	00898	1-1/2	38
ADCH0196	00909	1-9/16	40
ADCH0158	00906	1-5/8	41
ADCH1116	00941	1-11/16	43
ADCH0134	00902	1-3/4	44
ADCH1136	00942	1-13/16	46
ADCH0178	00908	1-7/8	48
ADCH0200	00910	2	51
ADCH0216	00913	2-1/16	52
ADCH0218	00914	2-1/8	54
ADCH0214	00912	2-1/4	57
ADCH0256	00917	2-5/16	59

Cat. No.	EDP	Diameter	
		in	mm
ADCH0238	00916	2-3/8	60
ADCH0212	00911	2-1/2	64
ADCH0296	00920	2-9/16	65
ADCH0258	00918	2-5/8	67
ADCH0234	00915	2-3/4	70
ADCH0278	00919	2-7/8	73
ADCH0300	00921	3	76
ADCH0318	00924	3-1/8	79
ADCH0314	00923	3-1/4	83
ADCH0338	00926	3-3/8	86
ADCH0312	00922	3-1/2	89
ADCH0358	00927	3-5/8	92
ADCH0334	00925	3-3/4	95
ADCH0378	00928	3-7/8	98
ADCH0400	00929	4	102
ADCH0418	00932	4-1/8	105
ADCH0414	00931	4-1/4	108
ADCH0438	00934	4-3/8	111
ADCH0412	00930	4-1/2	114
ADCH0434	00933	4-3/4	121
ADCH0500	00935	5	127
ADCH0512	00936	5-1/2	140
ADCH0600	00937	6	152



Applications		
Hole Saw Depth	2" (51mm)	
Rec. Cutting Depth	3-13mm	✓
	>13mm	✓
Metal		
Inox (stainless)		★★
Non Ferrous Metals		
		★★
Cast Iron		
		★
Wood		
		★
Nail Embedded Wood		
		★
Veneer		
		★
Plastic		
		★
Acrylic		
		★
Fiberglass		
		★
Formica		
		★
Plaster		
		★
Suspended Floors (wood)		
		★

CUTTING PERFORMANCE - Excellent ★★ | Satisfactory ★



# SPECIAL PURPOSE

## CARBIDE TIPPED



### TUNGSTEN CARBIDE TIPPED MULTI-PURPOSE

MPH Hole Saws will power through wood, MDF, plastics and plasterboard. Cutting speeds will be up to five times faster than a bi-metal hole saw cutting the same material. For installers, our range of kits provide the perfect solution to all your cutting needs.

#### FEATURES

- Rapid, heat free stock removal of wood, MDF, plastics, plasterboard and brick up to five times faster than bi-metal hole saws
- Carbide tipped teeth for outstanding cutting performance and product durability
- Smooth cutting with minimal heat build up
- Suitable for use in electric and battery powered tools
- Hole saw depth of 2-1/8" (54mm)
- Special arbors featuring extended length pilot drills are available, alternatively fit the longer A014CE pilot drill to our standard Starrett arbors

Cat. No.	EDP	Diameter	
		in	mm
MPH0034	68936	3/4	19
MPH2532	68937	25/32	20
MPH0078	68938	7/8	22
MPH0100	68939	1	25
MPH0116	68940	1-1/16	27
MPH0118	68941	1-1/8	29
MPH0136	68942	1-3/16	30
MPH0114	68943	1-1/4	32
MPH0138	68944	1-3/8	35
MPH0112	68945	1-1/2	38
MPH0196	68946	1-9/16	40
MPH0158	68947	1-5/8	41
MPH0134	68948	1-3/4	44
MPH0178	68949	1-7/8	48
MPH0200	68950	2	51
MPH0218	68951	2-1/8	54
MPH0214	68952	2-1/4	57
MPH0238	68953	2-3/8	60
MPH0212	68954	2-1/2	64
MPH0296	69062	2-9/16	65
MPH0258	68955	2-5/8	67
MPH0234	68956	2-3/4	70
MPH0278	69064	2-7/8	73
MPH0300	68957	3	76
MPH0318	68958	3-1/8	79
MPH0314	68959	3-1/4	83
MPH0338	68960	3-3/8	86
MPH0312	68961	3-1/2	89
MPH0358	68962	3-5/8	92
MPH0334	68963	3-3/4	95
MPH0378	69065	3-7/8	98
MPH0400	68964	4	102
MPH0418	69066	4-1/8	105
MPH0414	68965	4-1/4	108
MPH0456	69067	4-5/16	109
MPH0438	68966	4-3/8	111
MPH0412	68967	4-1/2	114
MPH0458	69068	4-5/8	118
MPH0434	68968	4-3/4	121
MPH0500	68969	5	127
MPH0512	68970	5-1/2	140
MPH0600	68971	6	152
MPH0614	69069	6-1/4	159

Applications		
Hole Saw Depth	2-1/8" (54mm)	
	<3mm	✓
Rec. Cutting Depth	3-13mm	✓
	>13mm	✓
Wood		★★
Veneer		★★
MDF		★★
Plastic		★★
Acrylic		★★
Fiberglass		★
Formica		★★
Plaster		★★

CUTTING PERFORMANCE - Excellent ★★ | Satisfactory ★



MPH0112





## SPECIAL PURPOSE













### CARBIDE TIPPED

#### HIGH PERFORMANCE TRIPLE CHIP TUNGSTEN CARBIDE

CT Hole Saws offer a cost effective solution for cutting nail embedded wood, or virtually any wood and metal combination, reinforced concrete and fiberglass. This saw is particularly suitable where there is a requirement for a high quality surface finish on the entry and exit hole and it also provides a smooth cut when cutting traditional lathe and plaster.

#### FEATURES

- A cost effective solution for cutting nail embedded wood, any wood and metal combination, reinforced concrete and fiberglass
- Leaves high quality surface finish on entry and exit and provides a smooth cut.
- Tungsten carbide tipped teeth for outstanding cutting performance and product durability
- Suitable for use in electric and battery operated tools
- Hole saw depth of 1-5/8" (41mm)
- CT hole saws have a 3 TPI

Applications		
Hole Saw Depth	1-5/8" (41mm)	
Rec. Cutting Depth	<3mm	✓
	3-13mm	✓
	>13mm	✓
Cast Iron		★★
Wood		★
Nail Embedded Wood		★★
Veneer		★★
Plastic		★
Acrylic		★
Ceramic		★
Fiberglass		★★
Formica		★★
Plaster		★★
Suspended Floors (composite)		★★
Brick and Masonry		★

CUTTING PERFORMANCE - Excellent ★★ | Satisfactory ★

Cat. No.	EDP	Diameter	
		in	mm
CT034	65614	3/4	19
CT078	65615	7/8	22
CT100	65616	1	25
CT118	65617	1-1/8	29
CT114	65618	1-1/4	32
CT138	65619	1-3/8	35
CT112	65620	1-1/2	38
CT196	66462	1-9/16	40
CT158	65621	1-5/8	41
CT134	65622	1-3/4	44
CT178	65623	1-7/8	48
CT200	65624	2"	51
CT218	65625	2-1/8	54
CT214	65626	2-1/4	57
CT238	65627	2-3/8	60
CT212	65628	2-1/2	64
CT258	65629	2-5/8	67
CT234	65630	2-3/4	70

Cat. No.	EDP	Diameter	
		in	mm
CT300	65631	3	76
CT318	66948	3-1/8	79
CT314	65632	3-1/4	83
CT338	65633	3-3/8	86
CT312	65634	3-1/2	89
CT358	65635	3-5/8	92
CT334	65636	3-3/4	95
CT378	66949	3-7/8	98
CT400	65637	4	102
CT418	65638	4-1/8	105
CT414	65639	4-1/4	108
CT438	65640	4-3/8	111
CT412	65641	4-1/2	114
CT434	65642	4-3/4	121
CT500	65643	5	127
CT512	65644	5-1/2	140
CT600	65645	6	152



CT200

# SPECIAL PURPOSE

NEW!

## CARBIDE TIPPED


### TUNGSTEN CARBIDE TIPPED STAINLESS STEEL SHEET METAL



Ideal for cutting stainless and high alloy steels, non-ferrous light metals and reinforced fabrics, at a much faster speed than is possible with a bi metal hole saw.

The tough tungsten carbide tipped teeth have a positive cutting angle which provides fast and efficient removal of chips and swarf, recommended cutting depth is 1/2" (13mm).

#### FEATURES

- Ideal for production cutting, and particularly suitable for use in drills with limited speed control
- Tungsten carbide tipped teeth provide superb product life and cutting performance
- Replacement pilot drills are available
- Complete assembly - there is no requirement to purchase a separate arbor and pilot drill
- Safety stop at the base of the hole saw prevents saw travel beyond the hole saw depth - 1/2" (13mm)
- Recommended cutting depth 1/2" (13mm)



Applications		
Hole Saw Depth		1/2" (13mm)
Rec. Cutting Depth	<3mm	✓
Metal		
Inox (stainless)		★★
Non Ferrous Metals		★★

CUTTING PERFORMANCE - Excellent ★★ | Satisfactory ★

HOLE SAWS

Cat- No.	EDP	Diameter	
		in	mm
SM15	11863	19/32	15
SM16	11864	5/8	16
SM17	11865	11/16	17
SM18	11866	23/32	18
SM19	11867	3/4	19
SM20	11868	25/32	20
SM21	11869	13/16	21
SM22	11870	7/8	22
SM23	11871	29/32	23
SM24	11872	15/16	24
SM25	11873	1	25
SM26	11874	1-1/32	26
SM27	11875	1-1/16	27
SM28	11876	1-3/32	28
SM29	11877	1-1/8	29
SM30	11878	1-3/16	30
SM31	11879	1-7/32	31
SM32	11880	1-1/4	32
SM33	11881	1-5/16	33
SM34	11882	1-11/32	34

Cat- No.	EDP	Diameter	
		in	mm
SM35	11883	1-3/8	35
SM36	11884	1-13/32	36
SM37	11885	1-7/16	37
SM38	11886	1-1/2	38
SM39	11887	1-17/32	39
SM40	11888	1-9/16	40
SM45	11889	1-25/32	45
SM50	11890	1-31/32	50
SM51	11891	2	51
SM55	11892	2-5/32	55
SM60	11893	2-3/8	60
SM65	11894	2-9/16	65
SM70	11895	2-3/4	70
SM75	11896	2-15/16	75
SM80	11897	3-5/32	80
SM85	11898	3-11/32	85
SM90	11899	3-17/32	90
SM95	11900	3-3/4	95
SM100	11901	3-15/16	100





# DIAMOND

## DIAMOND TILE DRILLS

High performance hole saws for drilling small diameter holes in many non-metallics. These diamond edge hole saws are produced with a uniform coating of synthetic diamond grit bonded to a durable steel platform. Diamond edge saws produce clean, accurate cuts on brick, glass, ceramic tiles, concrete and stone. This provides exceptional performance at high speeds and effective cutting action.

### FEATURES

- Able to cut rapidly through porcelain, glass, ceramics, brick and stone
- Small diameter hole saws are perfect for kitchen and bathroom installations
- Smooth surface finish
- Drive arbor and drill not required
- Maximum cutting depth of 25/32" (20mm)
- Upgraded design for increased longevity and a slot to remove cores quickly

Cat. No.	EDP	Size in	mm
D0005	12368	3/16	5
D0006	01633	15/64	6
D0065	12371	1/4	6.5
D0008	12361	5/16	8
D0010	12362	3/8	10
D0012	12363	1/2	12

Applications		
Hole Saw Depth		25/32" (20mm)
	<3mm	✓
Rec. Cutting Depth	3-13mm	✓
	>13mm	✓
Ceramic		★★
Porcelain/Glass/Stone		★★
Fiberglass		★★
Brick and Masonry		★★

CUTTING PERFORMANCE - Excellent ★★ | Satisfactory ★

### TILE DRILL WATER BOTTLE

Plastic water dispensing bottle to apply coolant to drill bit.

Cat. No.	EDP
WCD01	12366



WCD01

### DIAMOND TILE DRILL GUIDE

Used in place of a pilot bit to eliminate hole saw walking and prevent damage to work surfaces. The guide is manufactured with rubber feet, allowing user to secure it in place without scratching work surface.

Cat. No.	EDP
DTDG01	12365



DTDG01

# DIAMOND

## DIAMOND GRIT





High performance saws for non-metallics. Synthetic diamond grit bonded over a durable steel platform. Capable of cutting through porcelain, glass, ceramics, brick, stone and concrete these hole saws are the ideal solution in the toughest of cutting situations.

### FEATURES

- Small diameter hole saws are perfect for kitchen and bathroom installations
- Smooth surface finish
- Drive arbors with carbide tipped pilot drills available
- Hole saw depth of 1-5/8" (41mm)



KD0200-N

Applications		
Hole Saw Depth	1-5/8" (41mm)	
Rec. Cutting Depth	<3mm	✓
	3-13mm	✓
	>13mm	✓
Ceramic		★★
Porcelain/Glass/Stone		★★
Fiberglass		★★
Brick and Masonry		★★
Cutting Performance - Excellent ★★   Satisfactory ★		



Cat. No.	EDP	Diameter	
		in	mm
KD0096-N	11569	9/16	14
KD0058-N	11570	5/8	16
KD1016-N	11571	11/16	17
KD0034-N	11572	3/4	19
KD2532-N	01378	25/32	20
KD1036-N	11573	13/16	21
KD0078-N	11574	7/8	22
KD1056-N	11575	15/16	24
KD0100-N	11576	1	25
KD0116-N	11577	1-1/16	27
KD0118-N	11578	1-1/8	29
KD0136-N	12871	1-3/16	30
KD0114-N	12872	1-1/4	32
KD0156-N	01363	1-5/16	33
KD0138-N	12873	1-3/8	35
KD0176-N	01364	1-7/16	37
KD0112-N	12874	1-1/2	38
KD0196-N	01365	1-9/16	40
KD0158-N	12875	1-5/8	41
KD1116-N	01376	1-11/16	43
KD0134-N	12877	1-3/4	44
KD1136-N	01377	1-13/16	46
KD0178-N	12878	1-7/8	48
KD0200-N	12879	2	51
KD0216-N	01366	2-1/16	52

Cat. No.	EDP	Diameter	
		in	mm
KD0218-N	12880	2-1/8	54
KD0214-N	12881	2-1/4	57
KD0256-N	01367	2-5/16	59
KD0238-N	12885	2-3/8	60
KD0212-N	12886	2-1/2	64
KD0296-N	01369	2-9/16	65
KD0258-N	12892	2-5/8	67
KD0234-N	12893	2-3/4	70
KD0278-N	01368	2-7/8	73
KD0300-N	12894	3	76
KD0318-N	01370	3-1/8	79
KD0314-N	12896	3-1/4	83
KD0338-N	12897	3-3/8	86
KD0312-N	12907	3-1/2	89
KD0358-N	01371	3-5/8	92
KD0334-N	12908	3-3/4	95
KD0378-N	01372	3-7/8	98
KD0400-N	12909	4	102
KD0418-N	01373	4-1/8	105
KD0414-N	12915	4-1/4	108
KD0438-N	01374	4-3/8	111
KD0412-N	12916	4-1/2	114
KD0500-N	12917	5	127
KD0512-N	01375	5-1/2	140
KD0600-N	12918	6	152



# KITS

Offering a comprehensive range of kits to support our hole saw range. Suitable for tradesmen, installation engineers, industry generally and the d-i-y enthusiast, our kits feature a range of saws with sizes selected specifically to suit the relevant application. Packed in sturdy carrying cases, the kits will be an invaluable addition to any toolbox.



## FAST CUT BI-METAL HOLE SAW KITS - FCH

Cat. No.	EDP	Hole Saw Sizes in	mm	Material	Arbors and Accessories
<b>Plumbers Kits</b>					
KFC07031-N	01235	3/4, 7/8, 1-1/8, 1-1/2, 1-3/4, 2, 2-1/4	19, 22, 29, 38, 44, 51, 57	Bi-Metal	A1, A10, A7
<b>Electricians Kits</b>					
KFC06041-N	01222	5/8, 25/32, 1, 1-1/4, 1-9/16, 2	16, 20, 25, 32, 40, 51	Bi-Metal	A4, A10, A12, A7
<b>Plumbers and Electricians Kits</b>					
KFC09041-N	01223	3/4, 7/8, 1-1/8, 1-3/8, 1-1/2, 1-3/4, 2, 2-1/4, 2-1/2	19, 22, 29, 35, 38, 44, 51, 57, 64	Bi-Metal	A1, A2, A5, A7



## DEEP CUT BI-METAL HOLE SAW KITS - DCH

Cat. No.	EDP	Hole Saw Sizes in	mm	Material	Arbors and Accessories
<b>Plumbers Kits</b>					
KDC06041-N	01234	3/4, 7/8, 1-1/8, 1-1/2, 1-3/4, 2-1/4	19, 22, 29, 38, 44, 57	Bi-Metal	A1-E, A2-E, A12, A014C-E
KDC12061-N	01236	3/4, 7/8, 1-1/8, 1-1/2, 1-3/4, 2-1/4, 2-9/16, 3, 3-1/2, 4, 4-1/4, 4-1/2	19, 22, 29, 38, 44, 57, 65, 76, 89, 102, 108, 114	Bi-Metal	A1-E, A2-E, A014C-E, A5, A12
<b>Electricians Kits</b>					
KDC06042-N	01215	7/8, 1-1/8, 1-3/8, 1-3/4, 2, 2-1/2	22, 29, 35, 44, 51, 64	Bi-Metal	A1-E, A2-E, A12
KDC11041-N	01219	7/8, 1-1/8, 1-3/8, 1-3/4, 2, 2-1/2, 3, 3-5/8, 4-1/8, 4-1/2, 4-3/4	22, 29, 35, 44, 51, 64, 76, 92, 105, 114, 121	Bi-Metal	A1-E, A2-E, A12
<b>Industrial Kits</b>					
KDC15061-N	01221	3/4, 7/8, 1-1/8, 1-3/8, 1-1/2, 1-3/4, 2, 2-1/4, 2-1/2, 3, 3-1/4, 3-5/8, 3-3/4, 4-1/4, 4-1/2	19, 22, 29, 35, 38, 44, 51, 57, 64, 76, 83, 92, 95, 108, 114	Bi-Metal	A1-E, A4-E, A2-E, A12, A5
KDC07051-N	01216	3/4, 7/8, 1, 1-1/4, 1-1/2, 1-3/4, 2-1/8	19, 22, 25, 32, 38, 44, 54	Bi-Metal	A1-E, A2-E, A5, A12
KDC11042-N	01220	3/4, 7/8, 1, 1-1/4, 1-3/8, 1-1/2, 1-3/4, 2, 2-1/4, 2-1/2, 3	19, 22, 25, 32, 35, 38, 44, 51, 57, 64, 76	Bi-Metal	A1-E, A2-E, A5
<b>Locksmiths and Doorlock Kits</b>					
KDC06034-N	01214	7/8, 1, 1-1/4, 1-1/2, 1-3/4, 2-1/8	22, 25, 32, 38, 44, 54	Bi-Metal	A1-E, A10-E, A12
KDC08061-N	01217	3/4, 7/8, 1, 1-3/8, 1-1/2, 1-5/8, 1-3/4, 2-1/8	19, 22, 25, 35, 38, 41, 44, 54	Bi-Metal	A1-E, A2-E, A014C-E (3), A12
<b>General Purpose Kits</b>					
KDC09051-N	01218	3/4, 7/8, 1-1/8, 1-3/8, 1-1/2, 1-3/4, 2, 2-1/4, 2-1/2	19, 22, 29, 35, 38, 44, 51, 57, 64	Bi-Metal	A1-E, A2-E, A014C-E, A12

## CARBIDE TIPPED HOLE SAW KITS - CT

Cat. No.	EDP	Hole Saw Sizes in	mm	Material	Arbors and Accessories
<b>Electricians Kits</b>					
KCT06041-N	69924	7/8, 1-1/8, 1-3/8, 1-3/4, 2, 2-1/2	22, 29, 35, 44, 51, 64	Carbide Tipped	XA1, XA2, A12, A7
<b>General Purpose Kits</b>					
KCT090501-N	69971	3/4, 7/8, 1-1/8, 1-3/8, 1-1/2, 1-3/4, 2, 2-1/4, 2-1/2	19, 22, 29, 35, 38, 44, 51, 57, 64	Carbide Tipped	XA1, XA2, XA014C, A15, A7

## MULTI-PURPOSE HOLE SAW KITS - MPH

Cat. No.	EDP	Hole Saw Sizes in	mm	Material	Arbors and Accessories
<b>General Purpose Kits</b>					
KMP03031-N	69972	2-1/8, 2-9/16, 3-5/8	54, 65, 92	MPH Carbide Tipped	A2-E, XA014C (2)

## DIAMOND GRIT HOLE SAW KITS - D

Cat. No.	EDP	Hole Saw Sizes in	mm	Material	Arbors and Accessories
<b>General Purpose Kits</b>					
KD09041-N	69974	3/4, 7/8, 1-1/8, 1-3/8, 1-1/2, 1-3/4, 2, 2-1/4, 2-1/2	19, 22, 29, 35, 38, 44, 51, 57, 64	Diamond Grit	XA1, XA2, XA014C, A5

## DIAMOND TILE DRILL KITS

Cat. No.	EDP	Hole Saw Sizes in	mm	Material	Arbors and Accessories
<b>General Purpose Kits</b>					
KD2000TD1	12370	3/16, 15/64, 1/4, 5/16, 3/8, 1/2	5, 6, 6.5, 8, 10, 12	Diamond Tile Drills	One knockout pin

## MIXED HOLE SAW KITS - BI-METAL, CARBIDE TIPPED AND SMOOTHCUT

Cat. No.	EDP	Hole Saw Sizes in	mm	Material	Arbors and Accessories
<b>Electricians Kits (mixed)</b>					
KMX25061-N	69926	3/4, 7/8, 1-1/8, 1-1/4, 1-3/8, 1-3/4, 2, 2-1/2, 2-11/16, 3, 3-5/8, 4-1/8, 4-1/2, 4-3/4	19, 22, 29, 32, 35, 44, 51, 64, 68, 76, 92, 105, 114, 121	Bi-Metal	A1-E, A2-E, XA014C (2), A12, A7
		3/4, 7/8, 1-1/8, 1-3/8, 1-3/4, 2, 2-1/4, 2-1/2	19, 22, 29, 35, 44, 51, 57, 64	Carbide	
		3/4, 1-1/8, 1-3/8	19, 29, 35	SmoothCut	

# ARBORS AND ACCESSORIES

NEW!

## KWIK CHANGE ARBOR SYSTEM

FAST, TOOL FREE CHANGES BETWEEN DIFFERENT SIZES AND TYPES OF HOLE SAW, PLUS A SIMPLE METHOD OF CORE EJECTION AND HOLE ENLARGEMENT.

The new Kwik Change arbor system from Starrett offers fast, tool free changes between different sizes and types of hole saws, plus a simple method of core ejection and hole enlargement. Suitable for the standard Starrett hole saw range up to 6" (152mm) diameter, Kwik Change will be an invaluable addition for any regular hole saw user.

HOLE SAWS


Cat. No.	EDP	Description
A6	12919	Kwik Change Chuck - Hex Shank
A6-1	12921	Kwik Change Chuck - SDS Shank
A6-2	12923	Kwik Change Arbor for 14-30mm hole saws
A6-3	12925	Kwik Change Arbor for 32-152mm hole saws
A015C	12926	Kwik Change High Speed Steel Pilot Drill
XA015C	12927	Kwik Change Carbide Tipped Pilot Drill

Cat. No.	EDP	Description	Kit Contents
<b>Kwik Change Kits - Hex Shank Chuck</b>			
A6-4	12928	Kwik Change Arbor Kit with High Speed Steel Drill	Kwik Change Chuck, A6-2 Arbor (1), A6-3 Arbor (1), A015C Pilot Drill (1)
A6-5	12932	Kwik Change Arbor Kit with Carbide Tipped Drill	Kwik Change Chuck, A6-2 Arbor (1), A6-3 Arbor (1), XA015C Pilot Drill (1)
A6-8	12938	Kwik Change Arbor Kit with Fast Cut hole Saws	Kwik Change Chuck, A6-2 Arbors (2), A6-3 Arbor (1), A015C Pilot Drill (1), 25/32" (20mm) (1), 25mm (1") (25mm) (1) and 1-1/4" (32mm) (1) Fast Cut Bi Metal Hole Saws
A6-10	12941	Kwik Change Arbor Kit with Deep Cut Hole Saws	Kwik Change Chuck, A6-2 Arbors (2), A6-3 Arbor (1), A015C Pilot Drill (1), 25/32" (20mm) (1), 25mm 1" (25mm) (1) and 1-1/4" (32mm) (1) Deep Cut Bi Metal Hole Saws
<b>Kwik Change Chuck - SDS Shank Chuck</b>			
A6-6	12933	Kwik Change Arbor Kit with High Speed Steel Drill	Kwik Change Chuck, A6-2 Arbor (1), A6-3 Arbor (1), A015C Pilot Drill (1)
A6-7	12936	Kwik Change Arbor Kit with Carbide Tipped Drill	Kwik Change Chuck, A6-2 Arbor (1), A6-3 Arbor (1), XA015C Pilot Drill (1)
A6-9	12939	Kwik Change Arbor Kit with Fast Cut hole Saws	Kwik Change Chuck, A6-2 Arbors (2), A6-3 Arbor (1), A015C Pilot Drill (1), 25/32" (20mm) (1), 1" (25mm) (1) and 1-1/4" (32mm) Fast Cut Bi Metal Hole Saws (1)
A6-11	12942	Kwik Change Arbor Kit with Deep Cut Hole Saws	Kwik Change Chuck, A6-2 Arbors (2), A6-3 Arbor (1), A015C Pilot Drill (1), 25/32" (20mm) (1), 1" (25mm) (1) and 1-1/4" (32mm) (1) Deep Cut Bi Metal Hole Saws

KWIK-CHANGE BETWEEN HOLE SAWS!



KWIK-CHANGE PILOT DRILL!



CORE EJECTION AND HOLE ENLARGEMENT!



## KWIK-CHANGE

### ARBOR

- Attach the arbors to all regularly used hole saws
- Change between different sizes of saw at the push of a button!



Push the button on the arbor and pull the hole saw down the pilot drill. To use a new hole saw, push the button on the arbor and slide the hole saw forward to remove it.

### PILOT DRILL

- Pull back the chrome collar on the chuck to change the pilot drill
- No tools required!
- **CAUTION:** Pilot drills may be hot after use



Pull back the collar on the chuck to remove the pilot drill, to insert a new drill pull back the collar on the chuck and insert the new drill.

### HOLE ENLARGEMENT

- Attach arbors to hole saws of the same size as the existing hole and the same size as the required hole
- Attach the larger diameter hole saw to the Kwik-Change chuck
- Attach the smaller diameter hole saw to the drill and slide it down inside the larger diameter saw
- Drill the hole. **This system is recommended for overhead or vertical surfaces only.**



Attach the larger hole saw to the chuck, slide the smaller of the two hole saws inside the larger hole saw and use it as a pilot for the new, larger hole.

### CORE EJECTION

- If the core is stuck in the hole saw after drilling a hole, press the arbor button and slide the hole saw and attached arbor off the drill.
- The pilot drill can then be used to push the core out of the saw using the side flutes or the holes in the base of the saw.
- **CAUTION:** Cores may be hot and sharp.

If the core is still stuck in the saw, the pilot drill can be used to push the core out of the saw using the holes in the base of the hole saw.



# ARBORS AND ACCESSORIES



A1



A2



A4



A10



A17-38E



KA7-N

## HIGH SPEED STEEL

### WITH PILOT DRILL

Arbor suitable for use with Fast Cut (FCH), Carbide Tipped (CT) and Diamond (D) hole saws (Diamond hole saw applications will usually require an arbor with a carbide tipped pilot drill).

Cat. No.	EDP	Fits Hole Saw Diameter		Shank Size	
		in	mm	in	mm
A1	55141	9/16 - 1-3/16	14 - 30	11/32 Hex	8.75 Hex
A4	55144			1/4 Hex	6.5 Hex
A2 - Quick-Hitch	55142	1-1/4 - 8-9/32	32 - 210	7/16 Hex	11 Hex
A10 - Quick-Hitch	56615			11/32 Hex	8.75 Hex

## ARBOR ADAPTOR

Allows use of hole saws up to 6" (152mm).

Cat. No.	EDP	Description
KA12	01611	Adaptor screws on to arbors with a 1/2" - 20 screw thread and allows use of hole saws up to 152mm (6")

\*CAT. NO. WITH K: Clam pack (plastic clamshell packaging)

## LOCKING ARBOR

Cat. No.	EDP	Fits Hole Saw Diameter		Shank Size	
		in	mm	in	mm
A17-38E**	11937	1-1/4 - 6-1/4	32 - 159	11/32 Hex	8.75 Hex
XA17-38 Carbide Tipped	64199	1-1/2 - 8-9/32	38 - 210		

\*\* With Extended Length HSS Pilot Drill

## EXTENDED LENGTH

Arbor suitable for use with Deep Cut (DCH) and Multi-Purpose (MPH) hole saws.

Cat. No.	EDP	Fits Hole Saw Diameter		Shank Size	
		in	mm	in	mm
A1-E	11925	9/16 - 1-3/16	14 - 30	11/32 Hex	8.75 Hex
A4-E	11931			1/4 Hex	1/4 Hex
A2-E - Quick-Hitch	11928	1-1/4 - 8-9/32	32 - 210	7/16 Hex	11 Hex
A10-E - Quick-Hitch	11934			11/32 Hex	8.75 Hex

## EJECTOR SPRING

Spring for fitting over pilot drill. Spring pushes core out of hole saw after completion of the cut.

Cat. No.	EDP	Description
KA7-N*	11557	Ejector Spring

\*CAT. NO. WITH K: Clam pack (plastic clamshell packaging)

## WITH CARBIDE DRILL

Cat. No.	EDP	Fits Hole Saw Diameter		Shank Size	
		in	mm	in	mm
XA1	56758	9/16 - 1-3/16	14 - 30	11/32 Hex	8.75 Hex
XA2 - Quick-Hitch	56759			7/16 Hex	11 Hex
XA10 - Quick-Hitch	56763	1-1/4 - 8-9/32	32 - 210	11/32 Hex	8.75 Hex

## ARBOR EXTENSION




Cat. No.	EDP	For Support	Fits Chuck Size
KA5-N*	11560	A2, A2E	1/2" - 13mm
KA15-N*	11559	A1, A1E, A10, A10E, A17-38E	3/8" - 9.5mm

\*CAT. NO. WITH K: Clam pack (plastic clamshell packaging)



## ARBORS AND ACCESSORIES

### ARBOR PILOT DRILL



#### HIGH SPEED STEEL

Cat. No.	EDP	Fits Starrett Arbor Nos.	For Use with Saw Types
KA014C	60163	All Arbors	For All Fast Cut Saws
KA014CE	01563	This Extended Length Pilot Drill Fits All Starrett Arbors	For All MPH and Deep Cut Saws
Cat. No.	EDP	Description	
A015C	12926	High Speed Steel Pilot Drill for Kwik-Change Arbor system	

#### CARBIDE TIPPED

Cat. No.	EDP	Fits Starrett Arbor Nos.	For Use with Saw Types
XA014C	56617	All Arbors	For All CT and D Series Saws
XA015C	12927	Fits Starrett A6 Kwik Change Arbor System	For All CT, MPH and D Series Saws
SMD6	12153	Fits Starrett Tungsten Carbide Tipped Stainless Steel Sheet Metal Hole Saws	For All SM Series Saws

# ARBORS AND ACCESSORIES

## HOLE ENLARGEMENT ARBOR

### "OOPS ARBOR"

Replacing the pilot drill, the A19 allows diameters to be enlarged by attaching a saw of the same size to that of the existing hole. This saw then acts as the pilot for the larger diameter saw that is attached to the arbor.

Cat. No.	EDP	Regular Arbor That Fits Outer Hole Saw and Size of Enlarging Diameter	Pilot Hole Saw Diameter that Fits A19 Arbor
KA19	01612	A1 13/16 - 1-3/16" (21 - 30mm), A2 or A10 1-1/4 - 6 (32 - 152mm)	9/16 - 5-1/2" (14 - 140mm) Minimum hole enlargement is 3/16" (4.7mm) between pilot hole saw and cutting saw diameter





## ARBORS AND ACCESSORIES

### DEBRIS COLLECTOR

NO CLEAN UP, NO DRILL DAMAGE, NO DEBRIS SPREAD

#### FEATURES

- Bowl flexes with minimal pressure as the hole is sawn
- Huge potential time saving - there is no need to mask at risk areas prior to sawing or clean up after sawing
- Keeps dust and other debris out of the motor of the drill
- Suitable for hole saws up to and including 4-3/4" (121mm)

Cat. No.	EDP	Description
DB2	01379	Debris Collector

#### STEPS TO USE THE DEBRIS COLLECTOR



##### STAGE ONE

Pass the shank of the arbor through the hole at the bottom of the DB2 and attach to the drill in the normal way. Always ensure that the Debris Collector spins freely prior to use.



##### STAGE TWO

Site the saw for cutting the hole. The Debris Collector can be pulled down to provide a better view of the work area.



##### STAGE THREE

Drill the hole!



##### STAGE FOUR

All the dirt and debris from the cut hole is collected inside the Debris Collector!



HACKSAWS

# HACKSAW FRAMES

## 145

### CLOSED GRIP - HIGH TENSION

High tension heavy-duty hacksaw frame with a closed grip features a professional quality high-tension hack saw frame and is easy to use with an efficient adjustment lever.

#### FEATURES

- 12" (300mm) Starrett bi-metal unique®, high speed steel Safe-Flex hacksaw blade included
- The handle is covered by rubber overmold for comfortable grip

bi-metal  
unique®



K145

Cat. No.	EDP	Description
K145	67818	High-Tension Heavy-Duty Hacksaw Frame, Closed Grip

## 152

### CLOSED GRIP - ADJUSTABLE

Adjustable heavy-duty hacksaw frame, closed grip. This saw features a versatile, heavy-duty frame accepting, 10" and 12" blades that can be mounted in any one of four cutting directions. Blades can be tensioned by a single wing nut.

#### FEATURES

- 12" (300mm) Starrett bi-metal unique® high speed steel Safe-Flex hacksaw blade included
- The distinctive red handles allow for good visibility in a crowded workplace



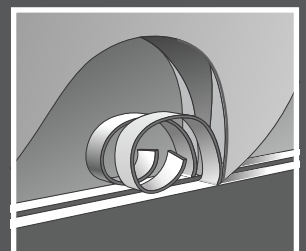
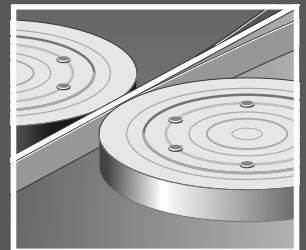
K152

Cat. No.	EDP	Description
K152	60134	Adjustable Heavy-Duty Hacksaw Frame, Closed Grip



bi-metal  
unique®

1. Patented process providing 170% more weld contact for superior teeth stripping resistance
2. Significantly reduced fracture and breakage
3. Multi-edge cutting performance resulting in faster cuts and longer blade life



# HACKSAW FRAMES

bi-metal  
unique®

NEW!

## K143

### PVC SAWS

Used for cutting PVC and ABS materials. Also used for cutting plasterboard, plywood and general-purpose cutting.

#### FEATURES

- It is shipped with a 12" or 18" blade length
- Featuring hard plastic handle

Cat. No.	EDP	Description
K143-12	01167	Hard plastic handle with 12" blade
K143-18	01168	Hard plastic handle with 18" blade

## K148

### PVC SAWS

Professional quality. Rubber-coated aluminum handle with level vial. Surface markings for 45° and 90°. Shipped with a 12" or 18" saw blade.

Cat. No.	EDP	Description
K148-12	01571	Rubber-coated aluminum handle with level and 12" blade
K148-18	01572	Rubber-coated aluminum handle with level and 18" blade



K143-12



K148-12

## REPLACEMENT BLADES

An application-specific saw popular with professional contractors and the weekend handyman. It is effective in a wide variety of general purpose applications.

#### FEATURES

- Used for cutting plasterboard, plywood and general purpose cutting

Cat. No.	EDP	Dimensions	
		in	mm
PVC-12	66187	12	300
PVC-18	66188	18	450



HACKSAWS

# HACKSAW BLADES

## BI-METAL UNIQUE

### HIGH SPEED STEEL SAFE-FLEX



These conventional bi-metal hacksaw blades offer a sturdier construction. An excellent choice for demanding off-hand use or light power-assisted machine applications.



BS1218

2 Blades on card <sup>1</sup>		10-Blade Pack <sup>2</sup>		Dimensions Length x Width x Thickness	TPI (25mm)
Cat. No.	EDP	Cat. No.	EDP		
KBS1218-2	40336	KBS1218-10	40342	12 x 1/2 x .025" (300 x 13 x 0.65mm)	18
KBS1224-2	40337	KBS1224-10	40343		24
KBS1232-2	40338	KBS1232-10	40344		32

<sup>1</sup> Blades affixed on carded mount suitable for display

<sup>2</sup> Packaged in protective tube suitable for display

<sup>3</sup> Sold tape-wrapped in packs of 10

10-Blade Pack <sup>2</sup> Heavy Duty Blades		Dimensions Length x Width x Thickness	TPI (25mm)
Cat. No.	EDP		
BS1214-3	40289	12 x 5/8 x .032"	14
BS1218-3	40290	(300 x 16 x 0.80mm)	18

<sup>2</sup> Packaged in protective tube suitable for display

## GREY-FLEX

### HIGH CARBON STEEL

These all-purpose blades are an economical alternative when cutting mild steel, copper, brass, aluminum and other like materials. The blades feature an all carbon construction with a hardened cutting edge and flexible back.



GF1218

Single Blade 10 Pack <sup>3</sup>		Dimensions Length x Width x Thickness	TPI (25mm)
Cat. No.	EDP		
GF1218	40015	12 x 1/2 x .025" (300 x 13 x 0.65mm)	18
GF1224	40016		24
GF1232	40017		32

<sup>3</sup> Sold tape-wrapped in packs of 10





# POWER HACKSAW BLADES

**bi-metal  
unique**

## BI-METAL HSS

### HIGH SPEED STEEL TEETH

The bi-metal construction of these power hacksaw blades provides exceptional cutting action in a wide variety of applications. The high speed steel teeth and durable alloy steel backing resist breakage and can handle irregular shaped work pieces and interrupted cuts.



BS184-8

Cat. No.	EDP	Dimensions	TPI (TP/25mm)	Pinhole Diameter
		Length x Width x Thickness		
BS1210-5	40097	12 x 1-1/8 x .050"	10	8.5mm
BS1214-5	40098	(300 x 28 x 1.25mm)	14	
BS1410-5	40099	14 x 1-1/8 x .050"	10	
BS1414-5	40100	(350 x 28 x 1.25mm)	14	
BS1406-6	40101	14 x 1-3/8 x .062"	6	10.75mm
BS1410-6	40102	(350 x 35 x 1.6mm)	10	
BS1406-7	40105	14 x 1-5/8 x .075" (350 x 41 x 2mm)	6	8.5mm
BS1706-6	40264	17 x 1-3/8 x .062"	6	
BS1710-6	40265	425 x 35 x 1.6mm)	10	10.75mm
BS1806-6	40267	18 x 1-3/8 x .062"	6	
BS1810-6	40268	(450 x 35 x 1.6mm)	10	4
BS1804-7	40272	18 x 1-5/8 x .075"	4	
BS1806-7	40273	(450 x 41 x 2mm)	6	6
BS1804-8	40275	18 x 1-7/8 x .088"	4	
BS1806-8	40276	(450 x 47 x 2.25mm)	6	4
BS2104-8	40278	21 x 1-7/8 x .088"	4	
BS2106-8	40279	(525 x 47 x 2.25mm)	6	



# HACKSAW HSS POWER

## REDSTRIPE HSS

### SOLID HIGH SPEED STEEL POWER

The solid, fully hardened molybdenum high speed steel composition of Redstripe power hacksaw blades delivers extended life and efficient cutting action in a broad range of materials. These blades can withstand heavier feed pressures and provide faster cut rates than blades made from composite designs. Redstripe power hacksaw blades will effectively cut tough alloys such as stainless steels.



RS1804-8

Cat. No.	EDP	Dimensions Length x Width x Thickness	TPI (TP/25mm)	Pinhole Diameter
RS1210-5	40046	12 x 1 x .050"	10	
RS1214-5	40047	(300 x 25 x 1.25mm)	14	
RS1410-5	40049	14 x 1 x .050"	10	
RS1414-5	40050	(350 x 25 x 1.25mm)	14	
RS1406-6	40051	14 x 1-1/4 x .062"	6	8.5mm
RS1410-6	40052	(350 x 32 x 1.6mm)	10	
RS1610-6	40058	16 x 1-1/4 x .062" (400 x 32 x 1.25mm)	10	
RS1706-6	40062	17 x 1-1/4 x .062"	6	
RS1710-6	40063	(425 x 32 x 1.6mm)	10	
RS1806-6	40064	18 x 1-1/4 x .062"	6	
RS1810-6	40065	(450 x 32 x 1.6mm)	10	
RS1804-7	40067	18 x 1-1/2 x .075"	4	
RS1806-7	40068	(450 x 38 x 2mm)	6	10.75mm
RS1806-8	40071	18 x 1-3/4 x .088" (450 x 45 x 2.25mm)	6	
RS2104-8	40075	21 x 1-3/4 x .088"	4	
RS2106-8	40076	(525 x 45 x 2.25mm)	6	
RS2404-0	40081	24 x 2 x .100" (600 x 50 x 2.5mm)	4	11.25mm
RS3004-0	40083	30 x 2-1/2 x .100" (750 x 63 x 2.5mm)	4	16.75mm
RS400-4	40179		4	
RS400-6	40180	16 x 1-1/4 x .075" (400 x 32 x 2mm)	6	8.5mm
RS400-10	40181		10	
RS450-6	40183	18 x 1-1/2 x .075"	6	
RS450-10	40184	(450 x 38 x 2mm)	10	

Cat. No.	EDP	Dimensions Length x Width x Thickness	TPI (TP/25mm)	Pinhole Diameter
RS500-6	16171	20 x 1-3/4 x .075"	6	
RS500-10	16172	(500 x 45 x 2mm)	10	
RS550-4	40173	22 x 1-3/4 x .075"	4	
RS550-10	40185	(550 x 45 x 2mm)	10	
RS575-4	40175	23 x 2 x .100"	4	
RS575-6	40176	(575 x 50 x 2.5mm)	6	10.5mm
RS600-4	16173	24 x 2 x .100"	4	
RS600-6	16174	(600 x 50 x 2.5mm)	6	
RS650-4	40186	26 x 2-3/16 x .100"	4	
RS650-6	40187	(650 x 55 x 2.5mm)	6	
RS700-4	40188	28 x 2-3/16 x .100"	4	
RS700-6	40189	(700 x 55 x 2.5mm)	6	
RS850-4	16175	34 x 2-3/8 x .118" (850 x 60 x 3mm)	4	
RS900-2 1/2	68716	36 x 4-1/2 x .138" (900 x 114 x 3.5mm)	2-1/2 TPI	12.5mm
RS1000-2 1/2	16177	40 x 5 x .138" (1000 x 126 x 3.5mm)		



JIG SAWS

# JIG SAWS

## BI-METAL UNIQUE<sup>®</sup>

### UNIFIED SHANK

bi-metal  
unique<sup>®</sup>

Starrett Unified Shank jig saws incorporate the Starrett exclusive bi-metal unique<sup>®</sup> process technology. Blades made from this process resist breakage, cut faster and last longer than conventional saws. Unified Shank jig saws are available in five-blade packs, twenty-blade packs and in various assortment packs.



BU418



BU424

	5 Blades per Pack		20 Blades per Pack		Dimensions* Length x Width x Thickness	TPI (25mm)	Tooth	Set
	Cat. No.	EDP	Cat. No.	EDP				
WOOD CUTTING	BU36T	68717	BU36T-20	68733	3 x 5/16 x .050" (75 x 7.5 x 1.3mm)	6	Ground	Tapered
	BU36	68718	BU36-20	68734		6	Skip	Alternate
	BU38	68720	BU38-20	68736		8	Regular	Alternate
	BU310T	68721	BU310T-20	68737		10	Ground	Tapered
	BU310DT	68722	BU310DT-20	68738		10	Ground	Tapered, Downstroke Cut
MULTI-PURPOSE	BU56	68856	BU56-20	68857	5 x 3/8 x .050" (125 x 9.5 x 1.3mm)	6	Skip	Alternate
	BU214	68724	BU214-20	68740	2 x 5/16 x .040" (50 x 7.5 x 1mm)	14	Regular	Wavy
	BU218	68726	BU218-20	68742	2 x 3/8 x .040" (50 x 9.5 x 1mm)	18	Regular	Wavy
	BU214S	68725	BU214S-20	68741	2 x 3/16 x .040" (50 x 4.5 x 1mm)	14	Scroll	Wavy
	BU41014	68723	BU41014-20	68739	4 x 3/8 x .040"	10-14	Varipitch	Wavy
	BU418	68727	BU418-20	68743	(100 x 9.5 x 1mm)	18	Regular	Wavy
METAL CUTTING	BU224	68728	BU224-20	68744	2 x 5/16 x .040"	24	Regular	Wavy
	BU232	68731	BU232-20	68747	(50 x 7.5 x 1mm)	32	Regular	Wavy
	BU224S	68729	BU224S-20	68745	2 x 3/16 x .040" (50 x 4.5 x 1mm)	24	Scroll	Wavy
MULTI-PURPOSE CARBIDE GRIT	BU424	68730	BU424-20	68746	4 x 3/8 x .040" (100 x 9.5 x 1mm)	24	Regular	Wavy
	BU230X	68753	BU230X-20	68754	2 x 5/16 x .040" (50 x 7.5 x 1mm)	Coarse CG	Cont. Grid	-

\*Length dimension references tooth bearing section of jig saws. The total length, including blade tang, is approximately 1" longer.



# JIG SAWS

bi-metal  
unique<sup>®</sup>

## DUAL CUT<sup>®</sup>

### UNIFIED SHANK

The two new wood-cutting saw designs with teeth in both directions offer a burr-free cut on both sides. Bi-metal unique saw technology provides 170% greater resistance to tooth breakage, longer life and a lower cost per cut than other welding techniques.



BU3DC



BU2DCS

JIG SAWS



2 Blade Pack Cat. No.	EDP	20 Blade Pack Cat. No.	EDP	Dimensions* Length x Width x Thickness	Description
BU3DC-2	12484	BU3DC-20	12486	3 x 5/16 x .060" (75 x 8 x 1.5mm)	3" Dual Cut <sup>®</sup> Jig Saw Blade
BU2DCS-2	12480	BU2DCS-20	12482	2 x 3/16 x .050" (50 x 5 x 1.3mm)	2" Scroll-Cutting Dual Cut <sup>®</sup> Jig Saw Blade

\*Length dimension references tooth bearing section of jig saws. The total length, including blade tang, is approximately 1" longer.

**PERFECT FINISH  
ON BOTH SIDES!**



# JIG SAWS

## JIG SAW KITS

UNIFIED SHANK JIG SAW BLADE ASSORTMENT PACK

bi-metal  
unique®



BU4

Cat. No.	EDP	Description
BU1	68748	Wood Cutting Assortment Pack: Includes one each: BU36, BU46, BU38, BU310T and BU214S
BU2	68749	Multi-Purpose Assortment Pack: Includes one each: BU46, BU310T, BU214, BU224S and BU232
BU3	68750	Metal Cutting Assortment Pack: Includes one each: BU41014, BU214, BU224, BU224S and BU232
BU4	11974	Unified Shank Assortment Pack: Includes one each: BU36T, BU36, BU46, BU56, BU38 BU310T, BU310DT, BU2DCS, BU3DC, BU41014, BU214, BU214S, BU218, BU418, BU230X, BU224, BU224S, BU424, BU232



**NEW!**

RECIPROCATING

**SAW  
BLADES**

RECIPROCATING SAWS



## RECIPROCATING BLADES

### BI-METAL RECIPROCATING BLADES

# WOOD



	2 Blade Packs		5 Blade Packs		20 Blade Packs		50 Blade Packs		Dimensions		Shape
	Cat. No.	EDP	Cat. No.	EDP	Cat. No.	EDP	Cat. No.	EDP	Length x Width x Thickness	TPI (25mm)	
WOOD	B66-2	16976	B66-5	15329	B66-20	20110	B66-50	15440	6 x 3/4 x .035" (152 x 19 x 0.89mm)	6	Straight
	BT63-2	16984	BT63-5	15338	BT63-20	20118	BT63-50	15445	6 x 3/4 x .050" (152 x 19 x 1.27mm)	3	Tapered
	BT66-2	16985	BT66-5	15339	BT66-20	20119	BT66-50	15446	6 x 3/4 x .050" (152 x 19 x 1.27mm)	6	Tapered
	BT96-2	17011	BT96-5	16955	BT96-20	20130	BT96-50	17014	9 x 3/4 x .050" (228 x 19 x 1.27mm)	6	Tapered
	BT123-2	16999	BT123-5	15351	BT123-20	20138	BT123-50	15452	12 x 3/4 x .050"	3	Tapered
	BT126-2	17000	BT126-5	15352	BT126-20	20139	BT126-50	15453	305 x 19 x 1.27mm)	6	Tapered

### BI-METAL RECIPROCATING BLADES

# METAL



	2 Blade Packs		5 Blade Packs		20 Blade Packs		50 Blade Packs		Dimensions		Shape
	Cat. No.	EDP	Cat. No.	EDP	Cat. No.	EDP	Cat. No.	EDP	Length x Width x Thickness	TPI (25mm)	
METAL	B414-2	16970	B414-5	15319	B414-20	20104	B414-50	15436	4 x 3/4 x .035" (102 x 19 x 0.89mm)	14	Straight
	B418-2	16971	B418-5	15320	B418-20	20105	B418-50	15437		18	Straight
	B424-2	16972	B424-5	15321	B424-20	20106	B424-50	15438		24	Straight
	B614-2	16978	B614-5	15331	B614-20	20112	B614-50	15442	6 x 3/4 x .035" (152 x 19 x 0.89mm)	14	Straight
	B618-2	16979	B618-5	15332	B618-20	20113	B618-50	15443		18	Straight
	B624-2	16980	B624-5	15333	B624-20	20114	B624-50	15444		24	Straight
	B818-2	16991	B818-5	16035	B818-20	20127	B818-50	16047	8 x 3/4 x .035" (203 x 19 x 0.89mm)	18	Straight

# RECIPROCATATING BLADES

## BI-METAL RECIPROCATATING BLADES

# MULTI



### IDEAL BLADE FOR CUTTING VEHICLES - BT121014

Versatile blade cuts many materials: metal, plastics, wood, rubber. The BT121014 blade can be used for cutting apart vehicles, including welded areas, pillars, columns and car bodies.



	2 Blade Packs		5 Blade Packs		20 Blade Packs		50 Blade Packs		Dimensions		
	Cat. No.	EDP	Cat. No.	EDP	Cat. No.	EDP	Cat. No.	EDP	Length x Width x Thickness	TPI (25mm)	Shape
MULTI	BT6610-2	16989	BT6610-5	15692	BT6610-20	20123	BT6610-50	15693	6 x 3/4 x .050" (152 x 19 x 1.27mm)	6-10	Tapered
	B610-2	16977	B610-5	15330	B610-20	20111	B610-50	15441	6 x 3/4 x .035" (152 x 19 x 0.89mm)	10	Straight
	BT910-2	17012	BT910-5	17013	BT910-20	20131	BT910-50	17015	9 x 3/4 x .050" (228 x 19 x 1.27mm)	10	Tapered
	BT12610-2	17002	BT12610-5	15700	BT12610-20	20141	BT12610-50	15701	12 x 3/4 x .050"	6-10	Tapered
	BT121014-2	17003	BT121014-5	15704	BT121014-20	20142	BT121014-50	15705	(305 x 19 x 1.27mm)	10-14	Tapered

## BI-METAL RECIPROCATATING BLADES

# KING CUT™



- Exceptional strength, fast cutting action and long life
- Ideal for heavy-duty demolition, emergency extrication and other demanding applications
- Heat-treated teeth with a super-aggressive pitch set, designed to rip through just about anything

	2 Blade Packs		5 Blade Packs		20 Blade Packs		50 Blade Packs		Dimensions		
	Cat. No.	EDP	Cat. No.	EDP	Cat. No.	EDP	Cat. No.	EDP	Length x Width x Thickness	TPI (25mm)	Shape
KING CUT	BR618-2	11947	BR618-5	11948	BR618-20	11949	BR618-50	11950	6 x 3/4 x .035"	18	Straight
	BR61014-2	11450	BR61014-5	11451	BR61014-20	11452	BR61014-50	11909	(152 x 19 x 0.89mm)	10-14	
	BTR61014-2	11453	BTR61014-5	11454	BTR61014-20	11455	BTR61014-50	11910	6 x 1 x .063"	10-14	Tapered
	BTR6610-2	11456	BTR6610-5	11457	BTR6610-20	11458	BTR6610-50	11911	(152 x 27 x 1.60mm)	6-10	
	BR818-2	11951	BR818-5	11952	BR818-20	11953	BR818-50	11954	8 x 3/4 x .035" (203 x 19 x 0.89mm)	18	Straight
	BR81014-2	11459	BR81014-5	11460	BR81014-20	11461	BR81014-50	11912	8 x 3/4 x .050" (203 x 19 x 1.27mm)	10-14	
	BTR81014-2	11462	BTR81014-5	11463	BTR81014-20	11464	BTR81014-50	11913	8 x 1 x .063"	10-14	Tapered
	BTR8610-2	11465	BTR8610-5	11466	BTR8610-20	11467	BTR8610-50	11914	(203 x 27 x 1.60mm)	6-10	
	BR91014-2	11468	BR91014-5	11469	BR91014-20	11470	BR91014-50	11915	9 x 3/4 x .050" (228 x 19 x 1.27mm)	10-14	Straight
	BTR91014-2	11471	BTR91014-5	11472	BTR91014-20	11473	BTR91014-50	11916	9 x 1 x .063"	10-14	
	BTR9610-2	11474	BTR9610-5	11475	BTR9610-20	11476	BTR9610-50	11917	(228 x 27 x 1.60mm)	6-10	Tapered
	BR121014-2	11477	BR121014-5	11478	BR121014-20	11479	BR121014-50	11918	12 x 3/4 x .050" (305 x 19 x 1.27mm)	10-14	
	BTR121014-2	11480	BTR121014-5	11481	BTR121014-20	11482	BTR121014-50	11919	12 x 1 x .063"	10-14	Tapered
	BTR12610-2	11483	BTR12610-5	11484	BTR12610-20	11485	BTR12610-50	11920	(305 x 27 x 1.60mm)	6-10	

# RECIPROCATING BLADES


## ASSORTMENT PACK

6" general purpose blade assortment pack.

Cat. No.	EDP	Description
SB6-A	17018	Includes one each of B66, B610, B614, B618, B624

## PALLET DISMANTLING

These bi-metal reciprocating blades are ideal for pallet dismantling and comes with a low price tag with no print or paint. Instead, the identifying information is engraved directly on the blade. The rounded tip prevents blade from catching while cutting nails and damaged pallets.



Cat. No.	EDP	Dimensions Length x Width x Thickness	TPI
<b>20 Blade Box</b>			
B810P-20	13019	8 x 3/4 x .035" (203 x 19 x 0.89mm)	10
B910P-20	00943	9 x 3/4 x .035" (228 x 19 x 0.89mm)	10
B1010P-20	01308	10 x 3/4 x .035" (254 x 19 x 0.89mm)	10
<b>250 Blade Box</b>			
B810P-250	13031	8 x 3/4 x .035" (203 x 19 x 0.89mm)	10
B910P-250	12285	9 x 3/4 x .035" (228 x 19 x 0.89mm)	10
B1010P-250	01309	10 x 3/4 x .035" (254 x 19 x 0.89mm)	10





PORTABLE BAND SAWS

# PORTABAND

## UNIVERZ™



Featuring the Starrett bi-metal unique® technology. The blades are pre-welded, ready-to-use and available in lengths that fit all the popular portable band saw machines.


### FEATURES

- Triple tempered M-42 cobalt high speed steel teeth with a fatigue resistant alloy steel backer
- Patented "Twin Tooth" design of the Split-Chip advantage "bi-metal unique®"
- Faster cutting and longer life than ordinary blades
- Available in a variety of tooth pitches
- Sold in 3-paks or 100-blade bulk paks

3 Blade/pkg.		100 Blade Bulk Pkg.		Fits Machine Models	Length	Width x Thickness	Pitch & Rake*
Cat. No.	EDP	Cat. No.	EDP				
BM10	14600	BM10B	16948				10/S
BM14	14601	BM14B	16949				14/S
BM18	14602	BM18B	16950	Black & Decker, Greenlee, Milwaukee, Ridgid, Rockwell, Porter-Cable, Skil, Unitec	44-7/8" or 3' 8-7/8" (114cm)	1/2" x .020" (13 x 0.50mm)	18/W
BM24	14603	BM24B	16951				24/W
BM1014	15708	BM1014B	16952				10-14/S
BM1418	16088	BM1418B	16953				14-18/S

\*S = Straight (Zero) Rake | W = Wavy Set, Zero Rake

Read more about the value of Starrett bi-metal unique® technology at [www.starrett.com](http://www.starrett.com)





# MEASURING TAPES

# GRADUATIONS AND NUMBERING STYLES

## SHORT-LINE TAPES



S1 REGULAR ENGLISH

- Graduated in 1/16" on both edges
- Graduated 1/32" for the first foot of 1/2" and 3/4" wide blades only
- Numbered in consecutive inches to 1' and repeat on one edge and consecutive inches on the other edge
- Blades have stud marks every 16" on English lines, and truss center marks every 19.2 inches on 1" wide English lines



S6 METRIC

- Available in 13, 19, and 5mm widths
- Graduated in millimeters and numbered in consecutive centimeters to the end of the tape line



S9 ENGLISH/METRIC

- Available in 1/2", 3/4", and 1" (13, 19, and 25mm) widths
- Lower edge graduated in millimeters and numbered in consecutive centimeters to the end
- Top edge graduated in 16ths of an inch and numbered in consecutive inches and numbered at each foot



S12 ENGLISH/METRIC

- Available in 1/2", 3/4" and 1" (13, 19 and 25mm) widths
- Lower edge graduated in millimeters and numbered in consecutive millimeters to each decimeter and repeat
- Top edge graduated in 16ths of an inch and numbered in consecutive inches and numbered at each foot

## LONG-LINE TAPES



L1 ENGLISH

- Graduated in 8ths and numbered one to twelve inches to each foot and repeat, with quick-reading figures



L3 ENGLISH

- Graduated in 16ths and numbered in consecutive inches



L5-100 DIAMETER TAPE

- One side is graduated in 8ths and numbered in feet and inches
- The other side is graduated and numbered each diameter inch
- Graduated in 100ths of a diameter inch and numbered each one 10th



L8 METRIC

- Graduated in millimeters and numbered in consecutive centimeters to each meter and repeat

# MEASURING TAPES

**Starrett®**

**EXACT®**

## STARRETT EXACT®

Produced of high impact resistant ABS plastic for extended case life, these tape measures offer overmold for improved grip. Their ergonomic design fits comfortably in the hand and incorporate industry standard standout and improved blade protection.

### FEATURES

- Nylon coated blade provides twice the abrasion resistance than other tapes
- High impact resistant ABS plastic case and rubber plastic overmolding
- Includes a steel belt clip



KTX1-25-N

MEASURING TAPES

Cat. No.	EDP	Blade Size	Graduation*
KTX12-12-N	30649	1/2" x 12'	English
KTX12-12ME-N	30650	1/2" x 12' (3.5m)	English/Metric
KTX12-3.5M-N	30648	1/2" x 3.5m	Metric
KTX34-16-N	60400	3/4" x 16'	English
KTX34-16ME-N	30652	3/4" x 16' (5m)	English/Metric
KTX34-5M-N	30651	3/4" x 5m	Metric
KTX1-16-N	30653	1" x 16'	English
KTX1-25-N	30654	1" x 25'	English
KTX1-26ME-N	30655	1" x 26' (8m)	English/Metric
KTX1-8M-N	30656	1" x 8m	Metric
KTX1-30-N	30657	1" x 30'	English
KTX1-35-N	30658	1" x 35'	English

**\*BLADE GRADUATION STYLE:**

English: Graduated in 1/16" | Metric: Graduated in Millimeters

English/Metric: Graduated 1/16" and Millimeters



# MEASURING TAPES

**Starrett®**
**EXACT®  
PLUS**

## STARRETT EXACT® PLUS

High impact resistant PC-ABS plastic for superior case life. These tape measures incorporate heavy overmolding for improved grip.

### FEATURES

- Wider blade providing a 9' (2.7m) stand out
- Nylon coated blade provides 6X abrasion resistance
- PC-ABS plastic case and heavy overmolding
- Positive lock holds blade firmly in place
- Black anodized steel belt clip



Cat. No.	EDP	Blade Size	Graduation*
KTXP106-16-N	30636	1.06" x 16'	English
KTXP106-16ME-N	30637	1.06" x 16' (5m)	English/Metric
KTXP106-5M-N	30635	1.06" x 5m	Metric
KTXP106-25-N	30638	1.06" x 25'	English
KTXP106-26ME-N	30639	1.06" x 26' (8m)	English/Metric
KTXP106-8M-N	30640	1.06" x 8m	Metric
KTXP106-30-N	30641	1.06" x 30'	English
KTXP106-35-N	30645	1.06" x 35'	English

#### \*BLADE GRADUATION STYLE:

English: Graduated in 1/16" | Metric: Graduated in Millimeters

English/Metric: Graduated 1/16" and Millimeters



# MEASURE STIX™

Starrett Measure Stix™ are manufactured with high quality precision steel. They have a permanent adhesive backing providing convenient, at-a-glance measurements. Can be mounted on work benches, saw tables, drafting tables, etc.

## FEATURES

- High quality precision steel for extended service use
- Sticks to most work surfaces
- Easily cut to size with scissors
- Available in left-to-right or right-to-left



SM412W

Cat. No.	EDP	Reading	Blade Size	Graduation*
SM46WRL	66634		1/2" x 6'	S1 (English)
SM412WRL	64919	right-to-left	1/2" x 12'	S1 (English)
SM412WMERL	64920		1/2" x 12' (13mm x 4m)	S12 (English/Metric)
SM44W	63168		1/2" x 4'	S1 (English)
SM44ME	63171		1/2" x 4' (13mm x 1.2m)	S12 (English/Metric)
SM412W	63170	left-to-right	1/2" x 12'	S1 (English)
SM412ME	63173		1/2" x 12' (13mm x 4m)	S12 (English/Metric)
SM66W	63169		3/4" x 6'	S1 (English)
SM66ME	63172		3/4" x 6' (19mm x 2m)	S12 (English/Metric)

\* See tape line illustrations on page 52

# KEY CADDY

- Heavy-duty die-cast case with a 21" stainless steel chain and large key ring. Returns keys and other articles automatically.
- Available with regular belt clip.



Cat. No.	EDP	Description
SK1	63135	Key Caddy with regular belt clip

SK1

# LONG TAPES



## STARRETT STEEL BLADE

### 510 SERIES - CLOSED REEL

The closed reel long tapes are produced with yellow high visibility ABS plastic. These value priced long tape measures are easy to locate and difficult to damage. The steel blade provides a precise measurement of up to 100' (30m). The blade has an uncluttered line and numbering style.

#### FEATURES

- Produced with easy-to-read graduations
- Includes a folding hook



KTS510-100-N

Cat. No.	EDP	Blade Size	Graduation*
KTS510-50-N	30618	3/8" x 50'	English
KTS510-50ME-N	30619	3/8" x 50' (15m)	English/Metric
KTS510-100-N	30622	3/8" x 100'	English
KTS510-100ME-N	30623	3/8" x 100' (30m)	English/Metric

\*BLADE GRADUATION STYLE:  
 English: Graduated in 1/8"  
 English/Metric: Graduated 1/8" and Millimeters



# LONG TAPES

Starrett®

EXACT®

## STARRETT EXACT® STEEL BLADE

### 530 SERIES - CLOSED REEL

The closed reel steel long tape features a rugged rewind mechanism. Nylon rollers at case opening to reduce blade wear and through sustained field use. Blades are produced with high visibility, easy-to-read graduations.

#### FEATURES

- Vinyl clad steel case
- Nylon rollers to reduce blade wear
- Easy-to-read graduations
- Folding hook ring



530

MEASURING TAPES

Cat. No.	EDP	Blade Size	Graduation*
530-50	65945	3/8" x 50'	English
530-15CM	65956	3/8" x 15m	Metric Long
530-100	65946	3/8" x 100'	English
530-30CM	65958	3/8" x 30m	Metric
530CI-600	65949	3/8" x 50'	English continuous Inch
530JT-50	65953	3/8" x 50'	English/Diameter

#### \*BLADE GRADUATION STYLE:

English: Graduated in 1/8"

English Continuous: Graduated in 1/16"

Metric: Graduated in Millimeters

Diameter: Graduated in 100ths of a diameter

## REPLACEMENT BLADE

### 530 SERIES



Cat. No.	EDP	Blade Size	Graduation*
LHY530-100	63295	3/8" x 100'	English
LHY530-15CM	65970	3/8" x 15m	Metric
LHY530-20CM	65971	3/8" x 20m	Metric
LHY530-30CM	65972	3/8" x 30m	Metric
LHY530-50	63294	3/8" x 50'	English
LHY530CI-600	63300	3/8" x 50'	English continuous Inch
LHY530JT-50	65967	3/8" x 50'	English/Diameter

#### \*Blade Graduation Style:

English: Graduated in 1/8"

English Continuous: Graduated in 1/16"

Metric: Graduated in Millimeters

Diameter: Graduated in 100ths of a diameter



WHEN IT NEEDS  
TO BE DONE  
RIGHT



DO IT WITH STARRETT

**Starrett®**

(978) 249-3551 • starrett.com

Follow us!





UTILITY KNIVES



## UTILITY KNIVES

**Starrett®**

### STARRETT EXACT® PLUS

#### S011 HIDDEN EDGE - RETRACTABLE BLADE

The blade stays safely tucked away when not in use. Simply release the safety lock and squeeze the lever to use. With quick release blade change and storage for spares in the body, blade changes are fast and tool-free.

#### FEATURES

- This utility knife is supplied with trapezoidal blade (S01R)
- It also works with hook blades (SH01R)
- Easy to use safety lock and lever allows the blade to be exposed instantly
- Thumb wheel accurately adjusts cutting depth
- Fast, tool-free blade changes



S011



### UTILITY KNIFE HOLSTER

#### 968 HOLSTER FOR S011

Safely and conveniently houses the S011 Hidden Edge Utility Knife.



Hidden Edge Utility Knife with 968 Holster

Cat. No.	EDP	Blade Type	Description
S011	67584	Standard Trapezoidal	Hidden Edge Utility Knife

Cat. No.	EDP	Description
968	67981	Hidden Edge Leather Belt Holster

# UTILITY KNIVES

## STARRETT EXACT<sup>®</sup> PLUS



### ALUMINUM DIE-CAST BODY - FOLDING

Utility knife features a die-cast folding knife using trapezoidal or hook blade.

#### FEATURES

- This utility knife works with trapezoidal (S01R) or hook blades (SH01R)
- Supplied with 1 blade and a dispenser with 3 spare trapezoidal blades



Cat. No.	EDP	Blade Type	Description
KUXP010-N	30736	Standard Trapezoidal	Aluminum Die-Cast Body; Folding

## REPLACEMENT BLADES

Safe and easy handling dispenser with blades.



S01R






SH01R



S05R



SB-100D

	Cat. No.	EDP	Blade Type	Dispenser Description	Fits
	KS01R	61776	Standard	10 high carbon steel trapezoidal blades	S011
	SB-100D	63326	Trapezoidal	100 high carbon steel trapezoidal blades	S014
	KSH01R	61778	Hook	10 high carbon steel hook blades	KUXP060-N KUXP010-N KUXP005-N

WHEN IT NEEDS  
TO BE DONE  
RIGHT



DO IT WITH STARRETT

**Starrett**<sup>®</sup>

(978) 249-3551 • starrett.com

Follow us!





**MAGNETIC BASE**

**Starrett®**

**Angle Meter  
Instrument de mesure  
des angles**

AM-2 36080

**LEVELS**

# CROSS TEST LEVELS

## 134

### FEATURES

- Cast iron with a satin nickel finish, all working surfaces are flat and true
- Level has two vials at right angles for cross test leveling without moving the tool and a plumb level at the top for checking squareness
- Accurate, well-made and reliable tool
- Very light and compact and can be easily carried in the pocket

Cat. No.	EDP	Size		Description
		in	mm	
134	50569	2 x 3	50 x 75	With Cross Test Vials and Plumb Vial



## 136

### FEATURES

- Cast iron with a satin nickel finish, all working surfaces are flat and true
- Level has two vials at right angles for cross test leveling without moving the tool and a plumb level at the top for checking squareness
- Level is light and compact, with an attractive black wrinkle finish and a ground reference surface

Cat. No.	EDP	Size		Description
		in	mm	
136	50572	2-3/4 x 2-3/4	70 x 70	With Cross Test Vials



# SPECIALTY

## AM ANGLE METER

### MAGNETIC ANGLE METER, 0 TO 90°

Large readable scale for accurate readings from 0 to 90° in any quadrant. Integral magnetic base frees hands when used on ferrous surfaces.

#### FEATURES

- Measures any angle for pitch or slope
- Handy rise, run, angle and pitch information on back of the tool

Cat. No.	EDP	Description
AM-2	36080	Magnetic Angle Meter, 0 to 90°



AM-2

LEVELS

## BE-1 BULL'S-EYE

### CIRCULAR LEVEL

Circular bull's-eye level has full 360° large sight for easy viewing. Each level features sturdy plastic construction and is ideal for home, workshop and industry use.

Cat. No.	EDP	Description
BE-1	36078	1-3/4" Circular Level




BE-1

# POCKET LEVELS

## 135

SATIN NICKEL-PLATED FINISH

Cat. No.	EDP	Size in	mm	Description
135A	50570	2-1/2"	63mm	With Main Vial
135B	50571	3-1/2"	88mm	



135A



135B





HANDTOOL BAGS



## HANDTOOL BAGS

Quality work requires quality tools. Keep your tools close at hand with the new Starrett Handtool Bags. Available in three sizes, each with plenty of room to carry all the tools you need to get the job done. Multiple internal and external storage pockets keep everything organized and easy to find. Rugged and durable, Starrett Handtool Bags are perfect for the Tradesman or the DIY enthusiast.

### FEATURES (BGS)

- Compact size for carrying tools for small services
- Zippered main compartment
- Removable shoulder strap
- Carry handle
- External and internal pockets

### FEATURES (BGM)

- Reinforced rubberized base
- Zippered main compartment provides security and storage
- Removable and adjustable shoulder strap
- Carry handle
- External and internal pockets to better organize tools

### FEATURES (BGL)

- Lower center of gravity for added stability
- Rugged metal crossbar with padded handle
- Open top design for carrying large items
- Removable shoulder strap



BGL

Cat. No.	EDP	Size (L x W x H)		Weight		Load Weight		External Pockets	Internal Pockets	Elastic Cord Pocket
		in	mm	lb	kg	lb	kg			
BGS	08423	12 x 6.7 x 8.7	300 x 170 x 220	1.75	0.80	22	10	12	6	None
BGM	08510	15.7 x 8.7 x 12.6	400 x 220 x 320	3.75	1.7	50.7	23	7	6	None
BGL	08567	16 x 9.4 x 10.6	410 x 240 x 270	3.50	1.6	35.3	16	21	5	8



**PLUMB BOBS**

# PLUMB BOBS

## SOLID BRASS

### PBB

Polished solid brass plumb bob with replaceable, hardened steel points.

#### FEATURES

- Reliable accuracy and corrosion resistance
- Easy, self-centering line assembly with screw cap design
- Points easily replaced if worn or broken
- Conforms to US Government specifications GGG-P-501e
- 10' of nylon cord included



PBB-8

Cat. No.	EDP	Weight	
		oz	grams
PBB-8	36270	8	230
PBB-16	36271	16	450

## STEEL

### 177

Solid steel construction provides a low center of gravity and great weight in proportion to their short length and small diameter.

#### FEATURES

- Hexagonal shaped head prevents rolling
- Hardened and ground removable point for greater accuracy, longer life
- Sure grip knurling on polished steel body for easy handling
- Furnished with a strong, braided 8' nylon line that can be conveniently wound around a recess at the top of the bob



177A

Cat. No.	EDP	Weight	
		oz	grams
177A	50660	2-3/4	78
177B	50661	5	140
177C	50662	8-1/2	240
177D	50663	14-1/2	400



# RULES AND SQUARES

# RULES

## STRAIGHT EDGE ALUMINUM RULE

### ASE AND AMSE

Straight edge aluminum rules are parallel, made of anodized aluminum with smooth, square and straight edges. Inch or centimeter and millimeter graduation readings on either edge.

### FEATURES

- Ideal for schools and shops, wood-workers, tinsmiths, metal workers, and bench applications
- They lie flat, resist bending and feature large, easy to read graduations and numbers that are heavier than conventional machine graduated scales
- Rules are 2" (50mm) wide with centimeter and millimeter graduations reading on either edge
- Accurate and flexible



ASE-24

Cat. No.	EDP	Length	Thickness
ASE-24	36090	24"	.081"
ASE-36	36091	36"	
ASE-48	36092	48"	
ASE-60	36093	60"	
ASE-72	36094	72"	.125"
ASE-96	36095	96"	



# RULES


## ALUMINUM METERSTICK

MS-2

Aluminum meterstick is parallel, accurate and flexible.

### FEATURES

- This rule lies flat and features large, easy to read numbers
- Anodized aluminum



Cat. No.	EDP	Length		Thickness		Description	Graduation
		in	meters	in	mm		
MS-2	36107	39.37	1	.075	1.9	Ruled 2 Sides	English and Metric



# SQUARES

## FS

### FRAMING SQUARE

#### FEATURES

- One-piece tempered steel 24" x 2" body and a 16" x 1-1/2" tongue
- Permanently stamped with 1/8" graduations
- Coating helps prevent rust

Cat. No.	EDP	Description
FS-24	36129	Professional Framing Square


## RS

### RAFTER SQUARE


#### FEATURES

- The body of the square is 24" long and 2" wide and the tongue is 16" long and 1-1/2" wide
- Graduations of 1/8" and 1/16" are on the face side and 1/10", 1/12" and 1/16" are on the back
- The square is full of useful data including rafter information and an octagonal measuring scale on the front
- Standard L-shape square with a solid one piece construction

Cat. No.	EDP	Description
RS-24	36128	Steel, Printed Scale



FS-24



RS-24

# SQUARES


NEW!

## 53

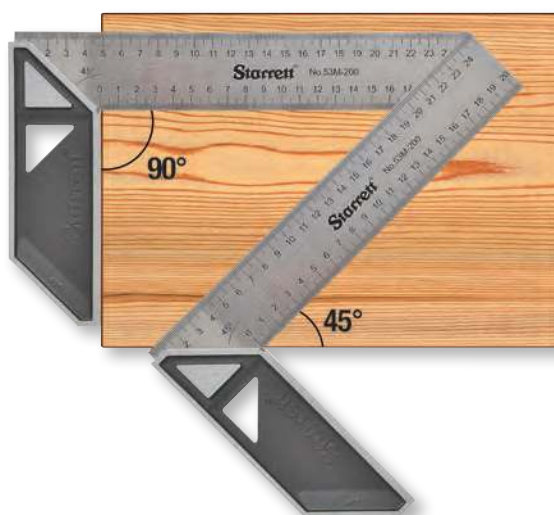
### CARPENTER'S TRY SQUARE

#### FEATURES

- Stainless steel blade
- Graduations etched on both sides of the blade
- 2" cast aluminum handle



K53-8-N



RULES AND SQUARES

*Cat. No.	EDP	Dimension
K53-8-N	20969	8"
K53-14-N	20972	14"

\* Also can be supplied metric graduation





## COMBINATION SQUARES

### 11H, 11HC

#### CAST IRON HEADS

Combination square with square head includes a reversible lock bolt, scriber, spirit level (except 4"), and hardened steel, photo-engraved blade with regular or satin chrome finish. These combination squares include a cast iron head with black wrinkle finish.

#### FEATURES

- Reversible lock bolt, scriber, spirit level (except 4")
- Hardened steel, photo-engraved blade
- Cast iron heads with black wrinkle finish

Cat. No.	EDP	Size	Graduation	Blade
11H-4-4R	50049	4"		Regular
C11H-4-4R	56360	4"	4R – 8ths, 16ths, Quick Reading 32nds, 64ths	Satin Chrome
11H-6-4R	50051	6"		Regular
C11H-6-4R	56362	6"		Satin Chrome
C11H-6-16R	56364	6"	16R – Quick Reading 32nds, 64ths, Aircraft Quick Reading 50ths, 100ths	Satin Chrome
11H-12-4R	50055	12"		Regular
C11H-12-4R	56366	12"	4R – 8ths, 16ths, Quick Reading 32nds, 64ths	Satin Chrome
C11HC-12-4R	56367	12"		Satin Chrome - Center Head
C11H-12-16R	56368	12"	16R – Quick Reading 32nds, 64ths, Aircraft Quick Reading 50ths, 100ths	Satin Chrome



C11HC-12-4R

# COMBINATION SQUARES

## 33H AND HC

### FORGED AND HARDENED STEEL HEADS

Combination square with square head has the same features as the 11 Series except that the square heads are forged hardened steel with smooth, black enamel finish.

Cat. No.	EDP	Size	Graduation	Blade
C33H-6-4R	56392	6"	4R – 8ths, 16ths, Quick Reading 32nds, 64ths	Satin Chrome
C33H-6-16R	56394	6"	16R – Quick Reading 32nds, 64ths, Aircraft Quick Reading 50ths, 100ths	Satin Chrome
C33HC-6-16R	56395	6"		Satin Chrome - Center Head
33H-12-4R	50209	12"		Regular
33HC-12-4R	50210	12"	4R – 8ths, 16ths, Quick Reading 32nds, 64ths	Regular - Center Head
C33H-12-4R	56396	12"		Satin Chrome
C33HC-12-4R	56397	12"		Satin Chrome - Center Head
C33H-12-16R	56398	12"	16R – Quick Reading 32nds, 64ths, Aircraft Quick Reading 50ths, 100ths	Satin Chrome



C33HC-12-4R

## 435

### CAST IRON HEADS

Combination set with square, center and reversible protractor head and blade includes a reversible lock bolt, scriber, spirit level in both square head and protractor head. Cast iron head with black wrinkle finish.

#### FEATURES

- Direct reading double 180° protractor scale
- Hardened steel, photo-engraved blade
- Cast iron heads with black wrinkle finish

Cat. No.	EDP	Size	Graduation	Blade
435-12-4R	51556	12"	4R – 8ths, 16ths, Quick Reading 32nds, 64ths	Regular
C435-12-4R	66682	12"		Satin Chrome - Center Head



C43-12-4R

# COMBINATION SQUARES

## 434

### FORGED AND HARDENED STEEL AND CAST IRON HEADS

Combination set with square, center and reversible protractor head and blade. The square heads and center heads are forged, hardened.

#### FEATURES

- Reversible lock bolts, scriber, spirit level in both square head and protractor head
- Direct reading double 180° protractor scale
- Hardened steel, photo-engraved blade
- Forged and hardened steel square and center heads
- Cast iron protractor head
- Smooth black enamel finish

Cat. No.	EDP	Size	Graduation	Blade
434-12-4R	51542	12"	4R – 8ths, 16ths, Quick Reading 32nds, 64ths	Regular
C434-12-4R	51548	12"		Satin Chrome



C435-12-4R

## 9

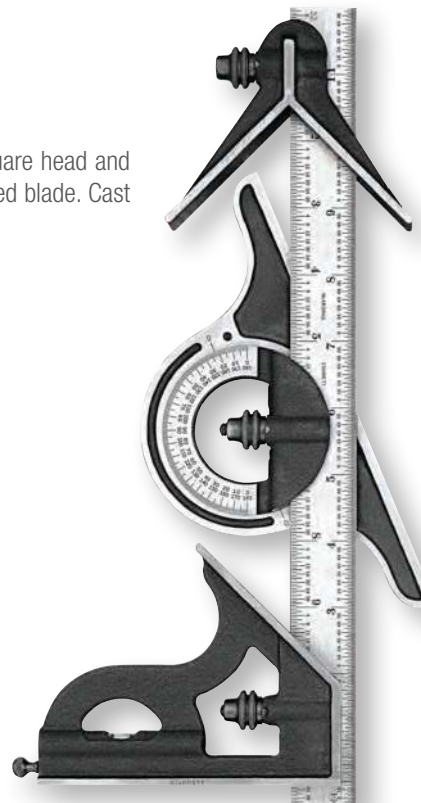
### CAST IRON HEADS. USES NO. 11 SERIES HEADS

This combination set with square includes a reversible lock bolt, scriber, spirit level in both square head and protractor head, direct reading double 180° protractor scale, and hardened steel, photo-engraved blade. Cast iron heads with black wrinkle finish. Also available with satin chrome blade and protractor head.

#### FEATURES

- Reversible lock bolts, scriber, spirit level in both square head and protractor head
- Direct reading double 180° protractor scale
- Non-reversible protractor head
- Hardened steel, photo-engraved blade
- Cast iron heads with black wrinkle finish

Cat. No.	EDP	Size	Graduation	Blade
9-12-4R	50042	12"	4R – 8ths, 16ths, Quick Reading 32nds, 64ths	Regular
C9-12-4R	50046	12"		Satin Chrome



9-12-4R

# COMBINATION SQUARES

## 33J

### JUNIOR COMBINATION SQUARE

Used by mechanics, toolmakers and patternmakers because of their compact, small size and light weight.

#### FEATURES

- Both blade and heads are smaller than on regular squares
- Heads are drop forged, hardened steel
- Smooth black enamel finished heads
- Regular finish blade

Cat. No.	EDP	Blade Length	Description	Graduation
33JH-6-4R	50229	6"	With Square Head Only	4R – 8ths, 16ths, Quick Reading 32nds, 64ths
33JH-6-16R	50231	6"		16R – Quick Reading 32nds, 64ths, Aircraft Quick Reading 50ths, 100ths
33JHC-6-4R	50230	6"	With Square Head and Center Head	4R – 8ths, 16ths, Quick Reading 32nds, 64ths
33JHC-6-16R	50232	6"		16R – Quick Reading 32nds, 64ths, Aircraft Quick Reading 50ths, 100ths



33HC-6-4R



# CALIPERS, DIVIDERS AND TRAMMELS

## 92

### CARPENTERS' DIVIDERS

These dividers combine rigidity, light weight and easy handling. The legs are forged steel, well-shaped, properly tempered and highly polished. The adjustable point may be quickly removed and a common pencil inserted in its place.

#### FEATURES

- Sturdy construction of the joint eliminates side deflection of the legs
- Quadrant adjusting nut allows fine-adjustments for close measurements
- Check nut located between the legs locks the legs in place

Cat. No.	EDP	Size*	
		in	mm
92-6	50423	6	150
92-9	50426	9	225

\*Actual capacity is one-third greater than the listed size.



92-6

## 85

### EXTENSION DIVIDERS WITH CALIPER LEGS

Exceptionally rigid although light in weight and easy to handle. The head is made of forged steel.

#### FEATURES

- The hardened points are bent slightly so they can be rotated and brought closer together if desired
- Sturdy construction of the joint eliminates side deflection of the legs
- Quadrant adjusting nut allows fine-adjustments for close measurements

With Divider - Legs Only		Complete with Divider Legs, Inside and Outside Legs		Size*	
Cat. No.	EDP	Cat. No.	EDP	in	mm
85A	50398	85C	50400	7	175
85B	50399	85D	50401	9	225
85E	50402	85F	50403	12	300



85D

# CALIPERS, DIVIDERS AND TRAMMELS

## 50

### IMPROVED TRAMMEL HEADS

These tools are used to measure the distance between points that are too great to be reached with dividers. The heads are die cast with black wrinkle finish and have hardened, forged steel divider points. The points screw into the heads, and the pencil socket accompanying each set of trammel heads can be used in place of either point.

#### FEATURES

- The points screw into the heads
- The heads are die cast with black wrinkle finish and have hardened, forged steel divider points
- Has an adjustable point

Cat. No.	EDP	Point Size		Description
		in	mm	
50A	50268	2-1/2	63	(Adjustable) Includes 2 Heads, 2 Points, Pencil Socket
		3	75	
50B	50269	3	75	Includes 2 Heads, 2 Points, Pencil Socket



# PRECISION STEEL RULES

## 414

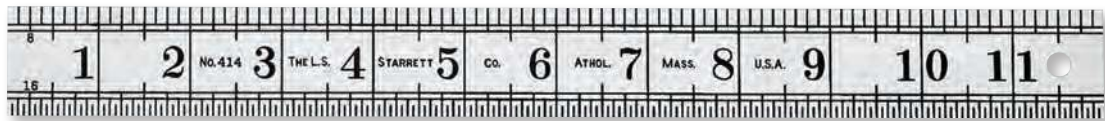
### STEEL GENERAL UTILITY RULES – ENGLISH PATTERN

Tempered steel rules are designed to meet the general-utility measuring needs of schools and shops, wood-workers, tinsmiths, metalworkers, bench-work, etc.

#### FEATURES

- Easy to read
- 1/4" hang-hole on one end
- Graduations are heavier than conventional photo-engraved rules
- Tempered steel

Cat. No.	EDP	Length	Width x Thickness	Graduation
414-1	51499	12"	1-1/4" x 1/16"	8ths, 16ths of an Inch, Both Sides
414-2	51500	24"		



414-1



414-2



# PRECISION STEEL RULES

## C303R, C306R, C309R, C310R

### STEEL RULES WITH INCH GRADUATIONS


All rules furnished with Starrett satin chrome finish.

#### FEATURES

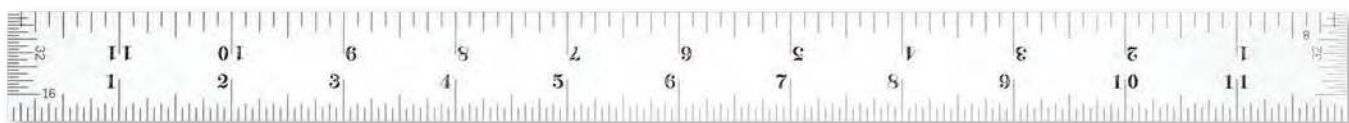
- Full-Flexible
- Semi-Flexible
- Spring-tempered
- Heavy spring-tempered

Cat. No.	EDP	Length	Width x Thickness	Graduation	Feature Remarks
C303R-6*	51334	6"	1/2" x 1/64"	3R – Quick-Reading 10ths, Aircraft Quick-Reading 50ths, 32nds and 64ths	Full-Flexible
C304R-6*	66008	6"	1/2" x 1/64"	4R – 8ths, 16ths, Quick-Reading 32nds and 64ths	Full-Flexible
C304SRE-6*	51343	6"	3/4" x 1/50"	4R – 8ths, 16ths, Quick-Reading 32nds and 64ths; End Graduations in 32nds Both Ends, One Side	Semi-Flexible
C305R-6*	51347	6"	1/2" x 1/64"	5R – Quick-Reading 10ths, Aircraft Quick-Reading 100ths, 32nds and 64ths	Full-Flexible
C316R-6*	51374	6"	1/2" x 1/64"	16R – Quick-Reading 32nds, 64ths, Aircraft Quick-Reading 50ths and 100ths	Full-Flexible
C303SR-12	51336	12"	1" x 1/50"	3R – Quick-Reading 10ths, Aircraft Quick-Reading 50ths, 32nds and 64ths	Semi-Flexible
C304SRE-12	51344	12"	1" x 1/50"	4R – 8ths, 16ths, Quick-Reading 32nds and 64ths; End Graduations in 32nds Both Ends, One Side	Semi-Flexible
C305R-12*	51348	12"	1/2" x 1/64"	5R – Quick-Reading 10ths, Aircraft Quick-Reading 100ths, 32nds and 64ths	Full-Flexible

\* Indicates rules with single row of inch figures (all rules under 1" width)



C303R-6



C304SRE-12



# PRECISION STEEL RULES

## 604

### STEEL RULES, INCH GRADUATIONS, SPRING-TEMPERED

All rules feature the Starrett satin chrome finish, except where noted. Additional sizes and variations available on special order.

#### STANDARD CASE FOR 6"/150MM RULES


For added convenience and protection, all 6" and 150mm rules in 1/2" and 3/4" widths (except hook rules) are furnished with a protective case with a clear front.

#### OPTIONAL CASE WITH CLIP


A leather-like case with pocket clip for 6" (150mm) steel rules. Rounded metal-bound edges prevent pockets from becoming worn and torn by rule corners.

Cat. No.	EDP	Length	Width x Thickness	Graduation	Feature Remarks
604R-6	52645	6"		4R – 8ths, 16ths, Quick-Reading 32nds and 64ths	Regular Steel Finish
C604R-6	52678	6"			-
C604RE-6	52660	6"	3/4" x 3/64"	4R – 8ths, 16ths, Quick-Reading 32nds and 64ths End Graduations in 32nds Both Ends, One Side	End Graduations
CH604R-6	52673	6"			
604R-12	52647	12"		4R – 8ths, 16ths, Quick-Reading 32nds and 64ths	With Reversible Hook
CH604R-12	52674	12"	1" x 3/64"		-
C604R-12	52679	12"			With Reversible Hook
610N-6*	52694	6"		10 – 32nds One Side and 64ths on Reverse Side	-
610N-12*	52695	12"	3/16" x 3/64"		Regular Steel Finish; Narrow Rule

\*Indicates rules with single row of inch figures (all rules under 1" width)



C604RE-6



C604R-6

# PRECISION STRAIGHT EDGES

## 380

### STEEL STRAIGHT EDGES, NOT BEVELED, NOT GRADUATED

Steel straight edge is precision ground and finished to rigid Starrett standards. It is unexcelled for drawing or scribing straight lines and checking surfaces. 36" and longer are marked with arrows at two suspension points. If the straight edges are used on edge, they should be suspended at these two points to minimize deflection. Most jobs involve the use of straight edges.

#### FEATURES

- Precision ground and nicely finished to rigid Starrett standards
- Unexcelled for drawing or scribing straight lines and checking surface for straightness
- Not beveled or graduated
- Thickness and design permit shape retention and accuracy while portable and easy-to-handle

Cat. No.	EDP	Length		Width x Thickness	
		in	mm	in	mm
380-24	51440	24	600	1-13/32 x 11/64	36 x 4.4
380-36	51441	36	900	2-13/32 x 7/32	60 x 5.5



380-24



# SQUARES

## 13


### DOUBLE SQUARES WITH HARDENED BLADES

Popular with machinists, toolmakers, and patternmakers. The sliding blade is adjustable, making it practical for a wide variety of uses. The faces of the head are ground square.


#### FEATURES

- 4R Graduation – Quick Reading 8ths, 16ths, 32nds, 64ths

Cat. No.	EDP	Size
13A	50109	4"



13A



# STAIR GAGES


## 111 LONG STAIR ATTACHMENTS

Attachments clamp to a framing or rafter square. Forms a handy gage for laying out stair stringers, hip, valley and many other unusual cuts.

### FEATURES

- Furnished in left and right pairs
- Nickel plated cast iron
- Ends are machined square for true work contact
- Brass clamp screw to prevent marring the blade

Cat. No.	EDP	Length	Slot Width
111	50476	1-7/8"	3/16"



111

## 470 SHORT STAIR ATTACHMENTS

Attachments clamp to a framing or rafter square. Forms a handy gage for laying out stair stringers, hip, valley, and many other unusual cuts. Fixtures have a smaller area that contacts the square blade.

### FEATURES

- Furnished in left and right pairs
- Nickel plated hexagonal steel
- Brass clamp screw to prevent marring the blade
- Slotted to keep two opposite hexagonal faces at right angles to the edge of the square

Cat. No.	EDP	Length	Slot Width
470	52482	3/4"	3/16"



470



## SLIDE CALIPERS

# ELECTRONIC CALIPERS

## EC799 ELECTRONIC CALIPERS

0-40"/0-1000MM

The EC799 Electronic Caliper is light, comfortable, easy-to-use, and constructed with features that have made Starrett slide calipers the machinist's first choice for many years. Output now available.

The EC799 offers a slim, streamlined profile, a large, clear, easy-to-read LCD display, long battery life, and function buttons for zero and inch/mm.

### FEATURES

- Lightweight, ergonomic design
- Inch/millimeter conversion reads .0005" or 0.01mm
- Easy access to the single, long-life battery
- Last measuring position retained when shut off
- Hardened stainless steel body for long life
- Fine adjustment thumb wheel
- Lock screw to hold the slide in position
- Resolution is .0005" (0.01mm)
- Zero at any position
- Protective case



EC799A-12/300

### 6", 8" AND 12" CALIPERS ONLY

- Large easy-to-read LCD, .32" high characters
- Automatic shut-off after 5 minutes of non-use
- Linear accuracy meets DIN862
- Integrated depth rod

### EXTENDED RANGE 24" AND 40" CALIPERS

- Preset and hold feature
- Minimum and maximum limits set
- I.D. jaw dimension is 0.800"/20.32mm
- LCD characters are .50" high
- Auto shut-off after 30 minutes of non-use

Cat. No.	EDP	Range in	mm
EC799A-6/150	00142		
EC799A-6/150 W/SLC*	72665		
EC799B-6/150	00143	0-6	0-150
EC799B-6/150 W/SLC*	00144		
EC799A-8/200	00145		
EC799A-8/200 W/SLC*	72674		
EC799B-8/200	00146	0-8	0-200
EC799B-8/200 W/SLC*	00147		
EC799A-12/300	00148		
EC799A-12/300 W/SLC*	72673		
EC799B-12/300	00149	0-12	0-300
EC799B-12/300 W/SLC*	00150		

#### 799 Extended Slide Calipers

Cat. No.	EDP	Range in	mm
799AZ-24/600	11978	0-24	0-600
799AZ-40/1000	11979	0-40	0-1000

#### Accessories and Case Information for 799 Electronic Calipers

Cat. No.	EDP	Description
PT26151	64440	Center distance attachment
PT22431	64640	Depth attachment for 6", 9" and 150mm calipers
PT99492	65650	3-volt battery; CR2032
723ZZ-6/722ZZ-6	57070	Deluxe padded case for 0-6" (150mm) calipers
950	63878	Finished wood case for 0-8" (200mm) calipers
946	56695	Finished wood case for 0-12" (300mm) calipers

\* Includes redemption card for Standard Letter of Certification (SLC).

# DIAL CALIPERS

## 3202 DIAL CALIPERS


0-12"

With the ability to provide quick, accurate measurement of O.D., I.D., depth and step the dial caliper is the most versatile precision hand tool on the market.

3202 Dial Calipers are based on the caliper that has been the first choice of metal working professionals for decades. 3202 Dial Calipers are available in 6", 8" and 12" versions.

### FEATURES AND SPECIFICATIONS

- Sharp, clear dial graduations of 0.001"
- .100" per revolution
- Thumb-operated fine adjustment roll
- Sharp, black graduations on the satin finished bar, every .1"
- Hardened stainless steel bar, measuring surfaces, rack, gears, and depth rod
- Positive, spring-loaded double pinion anti-backlash control
- Lock screws for sliding jaw and dial bezel
- Knife-edge contacts
- Adjustable bezel
- 0-6", 0-8" and 0-12" sizes available



3202-6

Cat. No.	EDP	Range	Graduation
3202-6	61467	0-6"	.001"
3202-8	61468	0-8"	.001"
3202-12	61466	0-12"	.001"

## 1202F

Fractional dial caliper shows measurements as fractions on the yellow outer scale with 1/64th inch graduation, and decimal measurements on the white inner scale with 1/100th inch graduations. These functional calipers provide quick, accurate measurement of outside dimensions, inside dimensions, and depth.

### FEATURES

- 1/64" graduations on the yellow outer scale, and .01" on the white inner scale
- Shows measurements as fractions
- Lock screws for sliding jaw and dial bezel
- Adjustable bezel
- Thumb-operated fine adjustment roll
- Covered rack depth rod
- Hardened stainless steel bar, measuring surfaces, rack, gears and depth rod
- Knife-edge contacts
- Positive, spring-loaded double pinion anti-backlash control



1202F-6

Cat. No.	EDP	Range	Description
1202F-6	68931	0-6" Fractional	Caliper in Fitted Case

# DIAL CALIPERS

## 120

These tools are the only American made dial calipers. They are used by mechanics and toolmakers everywhere. Features include direct reading, ease-of-handling, reliability and accuracy, making these one of the handiest measuring tools available.

### FEATURES

- Only American made dial caliper
- Direct reading, reliable and accurate
- Sharp, clear dial graduations
- Sharp, black graduations on the satin finished bar
- Knife-edge contacts for both inside and outside measurements
- One hand use with the thumb-operated, fine adjustment roll
- Lock screw for dial bezel and lock screw for holding sliding jaw in position
- Hardened stainless steel bar, measuring surfaces, rack and gears
- Positive, split-gear anti-backlash control

Cat. No.	EDP	Range	Dial Color	Description
120A-6	64514	0-6"	White	Caliper in Fitted Plastic Case
120-12	56694	0-12"		Caliper without Case



120-12



120A-6



PROTRACTORS

# COMBINATION PROTRACTOR

## 505A-12 AND 505A-7

### ALUMINUM MITER

The popular ProSite 505 protractor family consists of two 12" combination protractors, a 12" miter protractor and two 7" miter protractors. The combination protractors take the guesswork out of these functions: miter cuts, single cuts, compound miter cuts, included conversion table, protractor and roof pitches. While the miter protractors are ideal for carpenters, plumbers and all building trades that require the measuring and transferring of angles.

### FEATURES

- ProSite protractors take error-prone calculations out of the process of miter cuts
- This easy-to-use tool has two laser engraved scales
- Miter cut scale transfers readings directly to the miter saw for miter joints
- Single cut scale transfers readings directly to the miter saw
- Made from durable 1/4" aluminum with smooth and precise operation
- Protractor saves time and reduces waste



Cat. No.	EDP	Description
505A-12	67752	12" Miter Protractor
505A-7	11677	7" Miter Protractor

## CP505A-12

### ALUMINUM COMBINATION

A 12" aluminum combination protractor, that is part of the popular ProSite 505 protractor family. This protractor is a 5-in-1 functional tool that performs: miter cut, single cut, compound cut conversion table, protractor, and roof pitches.

### FEATURES

- 5-in-1 Protractor performs functions of the other ProSite miter protractors and more
- Miter and single cut readings can be transferred directly to the miter saw
- The compound conversion table is specifically for the compound miter saw and can be used for cutting crown molding
- Easily finds roof pitches



Cat. No.	EDP	Description
CP505A-12	12256	12" Combination Protractor

# COMBINATION PROTRACTOR

## 505P-7

### PLASTIC MITER

Our 7" hardened plastic miter protractor offers the same functionality as the 505A-7 protractor.



505P-7

Cat. No.	EDP	Description
505P-7	12255	7" Plastic Miter Protractor

## CP505E-12

### ALUMINUM ELECTRONIC COMBINATION

#### FEATURES

- Provides direct readings for setting a saw for miter and straight cuts
- Full protractor function
- Choice of output and a full 360° swing, horizontal and vertical levels and a step by step guide including all calculations for crown molding work
- Has a knob to lock in measurements



Cat. No.	EDP	Description
CP505E-12	20939	12" Electronic Combination Protractor

CP505E-12



PROTRACTORS

Corte a inglete  
Coupe d'onglet

**Starrett**

PRO SITE

**WORK FASTER  
REDUCE ERRORS**

Trabaja con mayor rapidez.  
Reduccion errores.  
Travail plus rapide.  
Erreurs reduites.

Adjust legs to work  
surfaces and read dial.  
Ajuste las patas a las  
superficies y lee el dial.  
Regulez les pieds contre les  
surfaces des pieces a usiner.  
Lisez l'indication.

- Inner scale for miter cuts.
- Outer scale for straight cuts.

# PROTRACTORS

## C19 STEEL

0-180°

This steel protractor is a highly useful and accurate tool for setting bevels, transferring angles, small squaring tasks, checking cutter clearances within certain limits, and the direct reading of angles and supplementary angles.

### FEATURES

- The back of the tool is flat for ease of use
- The blade can be locked firmly at any angle by the lock nut
- Double graduations from 0-180° in opposite directions permitting the direct reading of angles and supplementary angles
- 6" satin chrome blade for ease of reading and resistance to rust
- Round head

Cat. No.	EDP	Blade Length	Range
C19	50127	6"	0-180°

## C182 STEEL

0-180°

Weighs 3 ounces and features a satin chrome finish. Furnished with one needle point and one cone point.

### FEATURES

- Will allow the drawing of any number of radial lines at any angle through a common center
- The fulcrum point can be drawn back into the hub and frictionally held in a safe position
- Satin chrome finish for ease of reading and resistance to rust

Cat. No.	EDP	Blade Length	Range
C182	64361	6"	0-180°

## C183 STEEL

0-180°

The same features as the C19, except that it has a rectangular head, thus providing four convenient working edges.

Cat. No.	EDP	Blade Length	Range
C183	50672	6"	0-180°





## BEVEL

### 47 UNIVERSAL

6" / 150MM

This has been improved with both offset and straight slots in the blade, with straight slots in the stock, allowing a wide variety of adjustment and angle settings that are impossible to obtain with many ordinary bevels.

Cat. No.	EDP	Blade Length	
		in	mm
47	50266	6	150



47



**PUNCHES**

# AUTOMATIC PUNCHES

## 18

### WITH ADJUSTABLE STROKE

This automatic center punch features a lightweight, knurled steel handle for a positive grip and easy handling.

#### FEATURES

- Rugged automatic punches with all-steel handles and parts
- Internal mechanism strikes a blow when downward pressure is applied
- Spring tension is constant so marks made by the point are uniform in depth and size
- The point can be easily removed for regrinding or replacement
- Adjustable cap regulates the stroke

Cat. No.	EDP	Length		Diameter		Description
		in	mm	in	mm	
18AA	50119	4	100	7/16	11	Punch
18A	50120	5	125	9/16	14	Punch
18C	56757	5-1/4	130	11/16	17	Punch, Heavy-Duty





# AUTOMATIC PUNCHES

## 818

### WITH ADJUSTABLE STROKE

This automatic center punch is lightweight with knurled aluminum handle for a positive grip and easy handling.

#### FEATURES

- All working internal parts made of properly hardened tool steel
- Works on metal, plastics, wood and other machinable materials
- Adjustable cap regulates the stroke



818

Cat. No.	EDP	Length		Diameter	
		in	mm	in	mm
818	53048	5	125	5/8	16

## 819

### WITH ADJUSTABLE STROKE

Hinge-locating automatic center punch with adjustable stroke, combines all the features of our 818 lightweight aluminum punch with an exclusive self-centering sleeve that automatically centers starter holes for screws.

#### FEATURES

- Adjustable cap regulates the stroke
- Eliminates the risk of drilling off center



819

Cat. No.	EDP	Length		Diameter	
		in	mm	in	mm
819	53049	5	125	5/8	16

# CENTER PUNCHES

## 117

### WITH ROUND SHANKS

Made of specially selected steel, hardened and properly tempered. They are well proportioned, nicely finished and have a knurled finger grip. The points are ground at the proper angle to give maximum service, and the tips are accurately centered.

#### FEATURES

- Precision centered tips for accuracy
- Knurled grip for secure holding
- The points are ground at the proper angle to give maximum service
- Hardened and tempered
- Made of specially selected steel

Cat. No.	EDP	Length		Dia. at Top of Tapered Point	
		in	mm	in	mm
117AA	50482	3	75	1/16	1.5
117A	50483			5/64	2
117B	50484	4	100	3/32	2.5
117C	50485			1/8	3
117D	50486			5/32	4
117E	50487			5	125
S117PC	50488	Set of 5, 117AA, A, B, C, D in Plastic Case			



# CENTER PUNCHES

## 264

### WITH SQUARE SHANK

Center punch has a square knurled handle and will not roll when laid down. They are hardened and properly tempered. The tips are accurately centered and ground at the proper angle to give maximum service.

#### FEATURES

- Accurately centered tips for accuracy
- Knurled grip for secure holding
- Shape prevents rolling
- The points are ground at the proper angle to give maximum service
- Hardened and tempered
- Made of specially selected steel

Cat. No.	EDP	Length		Dia. at Top of Tapered Point		Square Thickness		
		in	mm	in	mm	in	mm	
264A	51278	3	75	1/16	1.5			
264B	51279	3-1/2	88	5/64	2			
264C	51280	3-3/4	95	3/32	2.5	3/8"	9.5mm	
264D	51281	4	100	1/8	3			
264E	51282	4-1/4	108	5/32	4			
264F	51283	4-1/2	114	3/16	5			
264G	51284	5	125	1/4	6	7/16"	11mm	
S264WB	51285	Set of 7, 264A, B, C, D, E, F, G in Round Red Plastic Box						



# PRICK PUNCHES

## 816

The perfect punches to use when precise positioning of a point or an intersection of lines is required. The points are carefully ground to the correct taper, which is sharper than the normal center punch. This allows exact placement of the point, providing sharp impressions.

### FEATURES

- Precision centered tips for accuracy
- Knurled grip for secure holding
- Points are carefully ground to the correct taper, which is sharper than the normal center punch
- Hardened and tempered
- Made of specially selected steel

Cat. No.	EDP	Length		Dia. at Top of Tapered Point	
		in	mm	in	mm
816A	53043	4	100	5/64	2
816B	53044			1/8	3
816D	53046			5/32	4
S816PC	57078			Combination Punch Set in Plastic Case. One Each 816A, B, D Prick Punches, and Two Center Punches 117AA, B	



S816

# SQUARE PUNCHES

## 800

Nail set has a square head that provides a large striking surface and prevents the tool from rolling.

### FEATURES

- Knurled grip for secure holding
- Square head provides a large striking surface
- Beveled end prevents breakage
- Cupped punch surface to follow nail without sliding off
- Hardened and tempered
- Made of specially selected steel
- Punch diameter clearly marked on the head

Cat. No.	EDP	Length		Punch Diameter	
		in	mm	in	mm
800A	53029	4	100	1/32	0.8
800B	53030			1/16	1.5
800C	53031			3/32	2.5
800D	53032			1/8	3
800E	53033			5/32	4
S800PC	64131	Set of 5 in Protective Plastic Case. One Each of 800A, B, C, D, E			



S800

# DRIVE PIN PUNCHES

## 565

Drive pin punch is well proportioned, hardened, properly tempered, nicely finished, and has a knurled finger grip. Each punch has the size stamped on the head.

### FEATURES

- Knurled grip for secure holding
- Hardened and tempered
- Punch diameter clearly marked on the head

Cat. No.	EDP	Length		Diameter Punch	
		in	mm	in	mm
565A	52578	4	100	1/16	1.5
565B	52579			3/32	2.5
565C	52580			1/8	3
565D	52581			5/32	4
565E	52582			3/16	5
565F	52583			7/32	5.5
565G	52584			1/4	6
565H	52585			5/16	8
S565WB	52586			Set of 8 Punches (1 of Each Size) in Round Red Plastic Box	
S565PC	52587	Set of 8 Punches (1 of Each Size) in Protective Vinyl Case			



S565

# BRASS DRIVE PIN PUNCHES

## B565

Drive pin punch is well proportioned, nicely finished, and has a knurled finger grip. Each punch has the size stamped on the head. The softer brass will not damage softer materials and delicate work surfaces. Available in eight individual sizes from 1/16" to 5/16" and as a full set of eight in an attractive pouch.

### FEATURES

- Knurled grip for secure holding
- Will not damage softer materials
- Non-sparking
- Punch diameter clearly marked on the head

Cat. No.	EDP	Length		Diameter Punch	
		in	mm	in	mm
B565A	12465	4	100	1/16	1.5
B565B	12466			3/32	2.5
B565C	12467			1/8	3
B565D	12468			5/32	4
B565E	12469			3/16	5
B565F	12470			7/32	5.5
B565G	12471			1/4	6
B565H	12472			5/16	8
SB565Z	12473	Set of 8 Punches (1 of Each Size) in Fabric Pouch			



SB565

# DRIVE PIN PUNCHES

## 248

### FOR MACHINE SHOP AND MOTOR SERVICE WORK

Drive pin punch is intended for machine shop and motor service work, extra long in size, measuring 8", with 4-1/2" bodies and 3-1/2" drive pin section.

#### FEATURES

- Knurled grip for secure holding
- Designed to withstand hard use
- For machine shop and motor service work
- Hardened and tempered
- Punch diameter clearly marked on the head
- Diameter of punches is slightly less than listed
- Extra-long, measuring 8" (200mm) total length

Cat. No.	EDP	Length		Diameter Punch	
		in	mm	in	mm
248A	51181	8	200	1/8	3
248B	51182			3/16	5
248C	51183			1/4	6
248D	51184			5/16	8
248E	51185			3/8	9.5
S248PC	51186	Set of 5 Punches (1 of Each Size) in Protective Vinyl Case			
S248	51187	Set of 5 Punches (1 of Each Size) in Plain Box			



S248



S248P

# BRASS DRIVE PIN PUNCHES

## B248

### FOR MACHINE SHOP AND MOTOR SERVICE WORK

Brass drive pin punch for machine shop and motor service work. Available in eight individual sizes from 3/16" to 3/8" and as a full set of four in an attractive pouch.

#### FEATURES

- Knurled grip for secure holding
- Will not damage softer materials
- Non-sparking
- For machine shop and motor service work
- Punch diameter clearly marked on the head
- Diameter of punches is slightly less than listed
- Extra-long, measuring 8" (200mm) total length

Cat. No.	EDP	Length		Diameter Punch	
		in	mm	in	mm
B248B	12460	8	200	3/16	5
B248C	12461			1/4	6
B248D	12462			5/16	8
B248E	12463			3/8	9.5
SB248Z	12464			Set of 4 Brass Punches (1 of Each Size) in Fabric Pouch	



SB248



SB248Z



WHEN IT NEEDS  
TO BE DONE  
RIGHT

DO IT WITH STARRETT

**Starrett®**

(978) 249-3551 • starrett.com

Follow us!





SHOP TOOLS

# SCRIBERS

## 70


### POCKET SCRIBERS

Steel handle is knurled and nickel plated. The scriber point is finely tapered for precise positioning. The scriber is held firmly and is unlocked by the chuck. The hexagon-shaped head prevents rolling.

#### FEATURES

- The handle is made of steel, knurled, and nickel plated
- The scriber point is finely tapered for precise positioning
- The scriber is held firmly in the handle by a knurled chuck and when not in use can be reversed, telescoped into the handle, and locked by the chuck
- The hexagon-shaped head prevents rolling

Cat. No.	EDP	Point	Point Length		Handle Diameter	
			in	mm	in	mm
70A	50323	Steel	2-3/8	60	1/4	6.4
70B	50324		2-7/8	72	3/8	9.5
70AX	50327	Carbide	2-3/8	60	1/4	6.4
70BX	56092		2-7/8	72	3/8	9.5



70A



70AX



70B



70BX

# SHOP TOOLS

## 1

### ADJUSTABLE JAW CUT NIPPERS

Adjustable jaw cut nippers feature a special design that provides powerful leverage for efficient and clean cutting and is recommended for all applications involving wire cutting. These tools can be adjusted for wider jaw openings to easily cut tile and mosaics.

#### FEATURES

- Heat-treated steel frames for strength
- Vinyl coated handles for a firm, comfortable grip
- Jaws can be detached, resharpened or replaced
- Jaws can be adjusted on the frames
- Each jaw has an allowance of about 1/4" to cut tile or to adjust after resharpening
- Stud and stop screw on the handle can be adjusted, preventing damage from excess pressure on the jaws

Cat. No.	EDP	Size		Capacity (Max. Wire Dia.)		Jaw Width		Jaws
		in	mm	in	mm	in	mm	
1X-5 1/2	50004	5-1/2	138	.050	1.3	21/32	16.5	Carbide Tipped
1X-7	50005	7	175	.080	2	13/16	21	



1X-5 1/2

# SCREWDRIVERS

## 555

### JEWELERS

Watch and clockmakers, jewelers, opticians, toolmakers and others will find these screwdrivers especially adaptable for fine, delicate work. The swivel knobs are concave to fit the finger and are hexagonal in shape to prevent rolling. Screwdrivers are available individually or in sets.

#### FEATURES

- For relatively small and very delicate work
- Bodies are made from knurled, nickel-plated steel

Cat. No.	EDP	Blade Width		Phillips Blade No.
		Inch	mm	
555AA	52549	.025	0.6	-
555A	52550	.040	1	-
555B	52551	.055	1.4	-
555C	52552	.070	1.8	-
555D	52553	.080	2	-
555E	52554	.100	2.5	-
555F	52561	-	-	#0
S555Z-6	52564	Set of 6 Screwdrivers – 555AA, A, B, C, D, E – In Case		
S555Z-7	52566	Set of 7 Screwdrivers – 555AA, A, B, C, D, E, F – In Case		



S555Z-7

# SCREWDRIVERS

## 551

### PRECISION

Screwdrivers with soft-touch handle are lightweight and have a very ergonomic design, making them easy to work with while remaining a rugged product. The blade/contacts are made of chrome-vanadium, molybdenum steel, hardened and chrome-plated, allowing them to hold up well in the toughest applications.

#### FEATURES

- Precision-machined tips for top quality and exact fit
- Vapor-chromed non-slip tips
- Hardened for maximum durability
- Tapered handles are proportioned to blade and allow rapid rotation
- Spin-free finger control cap for precise turning and control

Cat. No.	EDP	Blade Width		Phillips Blade No.
		Inch	mm	
551A	67195	.060	1.5	-
551B	67196	.080	2.0	-
551C	67197	.100	2.5	-
551D	67198	.120	3.0	-
551E	67199	-	-	#00
551F	67200	-	-	#0
551G	67201	-	-	#1
S551Z-7	67203	Set of 7 Screwdrivers With Case – 551A, B, C, D, E, F, G		



S551Z-7

# DEPTH GAGES

## 237 RULE DEPTH GAGES

This depth gage is very handy and can be used to quickly obtain measurements in 64th of an inch by simply adjusting the rule to the required depth. Graduations at 32nds, and 64ths. Head length is 2-5/8" x 1/8".

### FEATURES

- Nicely finished, hardened steel head
- 6" photo engraved, tempered steel rule
- Gage adjusts and locks into position by a knurled nut
- Base is cut out on one side permitting easier readings
- 6" hook rule also available

Cat. No.	EDP	Graduation	Head Length x Width
237	51080	32nds, 64ths	2-5/8" x 1/8"



237



# DEPTH GAGES

## 236 COMBINATION STEEL RULE DEPTH/ANGLE GAGES

This tool is a versatile gage that can be used for calipering, as a depth gage by reversing the rule and a protractor. It is a simple, handy tool that is a welcome addition to any machinist's toolbox.

### FEATURES

- Rule can be set to 30°, 45°, and 60°
- Head is made of hardened steel, ground, and nicely polished 2-5/8" long and 1/8" wide
- Recessed center head provides more accurate readings
- Tempered, photo engraved rule that locks into head with knurled nut

Cat. No.	EDP	Graduation	Angle Degrees	Description
236	51074	32nds, 64ths	30, 45, 60	6" Combination Gage



# DRILL AND WIRE GAGES

## 187 JOBBERS' DRILL GAGE, HARDENED

Provides quick sizing of any twist drill from 1/16 to 1/2" by 64ths. Includes 29 holes that are marked with drill size in inches and decimal equivalents. Approximately 5/64" thick by 2-5/16" wide by 6-1/4" long.

### FEATURES

- Rigidly tested after hardening
- Black matte finish with gage information steel stamped on one side and white marked on reverse for quick, clear reading

Cat. No.	EDP	Description
187	50677	Jobbers' Drill Gage



187

## 198 STANDARD LETTER SIZE DRILL GAGE

This tool provides quick, convenient checking of letter size drills. Twenty-six holes are provided, giving corresponding drill sizes from "A" through "Z" with decimal equivalents from .234" diameter through .413" diameter.

### FEATURES

- Approximate 5/64" thick by 2-5/16" wide and 6-1/4" long
- Hardened with a satin finish
- Tested for accuracy after hardening

Cat. No.	EDP	Description
198	50718	Standard Letter Size Drill Gage



198

## 29 SCRATCH GAGE

Useful tool for scribing lines parallel to a given surface. It is made of steel and the head is hardened. The gage is securely locked by a knurled clamp screw and split bushing in beam by a screw. The beam is graduated a full 6" by 64ths of an inch, and fine adjustments may be made by slight rotation of the head. The marker is a square piece of thin tempered-steel firmly held against the edge of the made by a slight rotating movement of the head.

### FEATURES

- Made of steel with a hardened head
- Knurled clamp screw and split bushing in head locks tool in place
- The marker consists of square piece of thin tempered-steel firmly held against the edge of the made by a slight rotating movement of the head.
- 6" beam is graduated by 64ths

Cat. No.	EDP	Size Beam	Graduation
29B	50201	6" (150mm)	64ths



29B



LUBRICANT



## INDUSTRIAL LUBRICANT

### M1<sup>®</sup>

M1<sup>®</sup> produces a micro-thin, airtight coating that simultaneously dries as it protects, avoiding dirt, grime, etc. It dries and will not attract dirt, dust or other contaminants as other leading lubricants do.

#### FEATURES

- Silicone free
- Stands up to extreme temperatures
- Penetrates quickly to free frozen nuts, bolts and metal parts
- Removes grease, tar and grime from metal parts and painted surfaces
- Cleans and polishes for lasting protection
- Protects metal against rust and corrosion damage
- Instant lubrication properties that spread into hard-to-reach areas to stop squeaking and sticking
- Gets under moisture to lift it away from the surface
- Prevents short circuits in high moisture environments

Cat. No.	EDP	Description
M-1.95173	95173	Case of 12 - 12oz Spray Cans
M-1.01	93221	Case of 4 - 1 Gal. (3.8 liter) Containers
M-1.05	93227	Pail - 5 Gal. (19 liters)
M-1.53	93233	Drum - 53 Gal. (200 liters)

### M1<sup>®</sup> SPRAY BOTTLE

16oz. spray dispenser bottle can be used and refilled which saves you money and prevents the unwanted waste and disposal of empty cans.

#### FEATURES

- Prevents unwanted waste of empty cans
- Refillable from bulk containers of M1<sup>®</sup>
- Holds up to 16 fl. oz. of M1<sup>®</sup>

Cat. No.	EDP	Description
M-1.15	93251	Case of 4 - 1 Pint (0.5 liter) Empty Spray Bottles





INDEX

## A

### ARBORS AND ACCESSORIES 21-26

Arbor Adaptor 23  
Arbor Extension 23  
Arbor Pilot Drill 24  
Arbor with Carbide Drill 23

Debris Collector 26  
Extended Length Arbor 23  
High Speed Steel Arbor with Pilot Drill 23  
Kwik Change Arbor System 21-22  
Locking Arbor 23

## C

### CALIPERS, DIVIDERS AND TRAMMELS 72-73

## H

### HACKSAWS 27-32

Bi-Metal HSS 31  
Frames 28-29  
  
High Carbon Steel 30  
High Speed Steel Safe-Flex 30  
PVC Saws 29

Redstripe HSS 32

### HANDTOOL BAGS 59-60

### HOLE SAWS 9-26

Bi-Metal 12-15  
  
Deep Cut Bi-Metal (DCH) 13  
Deep Cut with Arbor 14  
Fast Cut Bi-Metal (FCH) 12  
Diamond Grit 19  
Diamond Tile Drills 18  
Diamond Tile Drill Guide 18  
Tile Drill Water Bottle 18  
Kits 20  
Special Purpose 15-17  
High Performance Triple Chip Tungsten Carbide (CT) 16  
Tungsten Carbide Tipped Multi-Purpose (MPH) 15  
Tungsten Carbide Tipped Stainless Steel Sheet Metal (SM) 17

## J

### JIG SAWS 33-36

bi-metal unique® 34  
Dual Cut® 35

Kits 36  
Unified Shank 34-36

## K

### KEY CADDY 47

## L

### LEVELS 55-58

Pocket 58  
Specialty 57  
AM Angle Meter 57  
BE-1 Bull's-Eye Circular Level 57

### LONG TAPES 48-49

Replacement Blades - Steel Blade 49  
Steel Blade 48-49

### LUBRICANT 111-112

M1® All Purpose Lubricant 111

## M

### MEASURE STIX™ 47

### MEASURING TAPES 43-49

Starrett Exact® 45  
Starrett Exact® Plus 46

## P

### PLUMB BOBS 61-62

Solid Brass 62  
Steel 62

### PORTABLE BAND SAWS 41-42

Univerz™ 42

### PROTRACTORS 84-88

Bevel Protractors 88  
Combination Protractors 85-86  
Steel Protractors 87

### PUNCHES 89-99

Automatic Punches 90-91  
Brass Drive Pin Punches 97, 99  
Center Punches 92-93  
Drive Pin Punches 96, 98  
Prick Punches 94  
Square Punches 95

## R

### RECIPROCATING BLADES 43-46

Pallet Dismantling 40

## **RULES AND SQUARES 63-79**

- Carpenter's Try Square 67
- Combination Squares 68-71
- Double Squares 78
- Framing Squares 66
- Meterstick 65
- Rafter Squares 66
- Steel Rules 74-76
- Straight Edge Rules 64
- Straight Edges 77

## **S**

### **SHOP TOOLS 101-109**

- Adjustable Jaw Cut Nippers 103
- Depth Gages 106-107
- Drill and Wire Gages 108
- Pocket Scribes 102
- Scratch Gages 109
- Screwdrivers 104-105

### **SLIDE CALIPERS 80-83**

- Dial Calipers 182-83
- Electronic Calipers 81

### **STAIR GAGES 79**

## **U**

### **UTILITY KNIVES 51-53**

- Hidden Edge Retractable Knife 52
- Replacement Blades 53
- Starrett Exact® Plus Folding Knife 53
- Utility Knife Holster 52

1X-5 1/2	Adjustable Jaw Cut Nipper	103	264D	Center Punch	93
1X-7	Adjustable Jaw Cut Nipper	103	264E	Center Punch	93
9-12-4R	Combination Square	70	264F	Center Punch	93
11H-4-4R	Combination Square	68	264G	Center Punch	93
11H-6-4R	Combination Square	68	380-24	Straight Edge	77
11H-12-4R	Combination Square	68	380-36	Straight Edge	77
13A	Double Square	78	414-1	Steel General Utility Rule	74
18AA	Automatic Punch	90	414-2	Steel General Utility Rule	74
18A	Automatic Punch	90	434-12-4R	Combination Square	70
18C	Automatic Punch	90	435-12-4R	Combination Square	70
29B	Scratch Gage	109	470	Short Stair Attachment	79
33H-12-4R	Combination Square	69	505A-7	Aluminum Miter Protractor	86
33HC-12-4R	Combination Square	69	505A-12	Aluminum Miter Protractor	86
33JH-6-4R	Junior Combination Square	71	505P-7	Plastic Protractor	87
33JH-6-16R	Junior Combination Square	71	530-15CM	Starrett Exact® Long Tape	49
33JHC-6-4R	Junior Combination Square	71	530-30CM	Starrett Exact® Long Tape	49
33JHC-6-16R	Junior Combination Square	71	530-50	Starrett Exact® Long Tape	49
50A	Improved Trammel Head	73	530-100	Starrett Exact® Long Tape	49
50B	Improved Trammel Head	73	530CI-600	Starrett Exact® Long Tape	49
70A	Pocket Scriber	102	530JT-50	Starrett Exact® Long Tape	49
70AX	Pocket Scriber	102	551A	Precision Screwdriver	105
70B	Pocket Scriber	102	551B	Precision Screwdriver	105
70BX	Pocket Scriber	102	551C	Precision Screwdriver	105
85A	Extension Divider with Caliper Legs	72	551D	Precision Screwdriver	105
85B	Extension Divider with Caliper Legs	72	551E	Precision Screwdriver	105
85E	Extension Divider with Caliper Legs	72	551F	Precision Screwdriver	105
92-6	Carpenters' Divider	72	551G	Precision Screwdriver	105
92-9	Carpenters' Divider	72	555AA	Jewelers Screwdriver	104
111	Long Stair Attachment	78	555A	Jewelers Screwdriver	104
117AA	Center Punch	92	555B	Jewelers Screwdriver	104
117A	Center Punch	92	555C	Jewelers Screwdriver	104
117B	Center Punch	92	555D	Jewelers Screwdriver	104
117C	Center Punch	92	555E	Jewelers Screwdriver	104
117D	Center Punch	92	555F	Jewelers Screwdriver	104
117E	Center Punch	92	565A	Drive Pin Punch	96
120-12	Dial Caliper	82	565B	Drive Pin Punch	96
120A-6	Dial Caliper	82	565C	Drive Pin Punch	96
134	Cross Test Level	56	565D	Drive Pin Punch	96
135A	Pocket Level	58	565E	Drive Pin Punch	96
135B	Pocket Level	58	565F	Drive Pin Punch	96
136	Cross Test Level	56	565G	Drive Pin Punch	96
177A	Steel Plumb Bob	62	565H	Drive Pin Punch	96
177B	Steel Plumb Bob	62	604R-6	Steel Rule	76
177C	Steel Plumb Bob	62	604R-12	Steel Rule	76
177D	Steel Plumb Bob	62	610N-1	Steel Rule	76
187	Jobbers' Drill Gage	108	610N-6	Steel Rule	76
198	Standard Letter Size Drill Gage	108	799AZ-24/600	Electronic Slide Caliper	82
236	Depth Gage	107	799AZ-40/1000	Electronic Slide Caliper	82
237	Depth Gage	106	800A	Square Punch	95
248A	Drive Pin Punch	98	800B	Square Punch	95
248B	Drive Pin Punch	98	800C	Square Punch	95
248C	Drive Pin Punch	98	800D	Square Punch	95
248D	Drive Pin Punch	98	800E	Square Punch	95
248E	Drive Pin Punch	98	816A	Prick Punch	94
264A	Center Punch	93	816B	Prick Punch	94
264B	Center Punch	93	816D	Prick Punch	94
264C	Center Punch	93	818	Automatic Punch	91

819	Automatic Punch	91	ADCH0314	Deep Cut with Arbor	14
968	Utility Knife Holster	52	ADCH0318	Deep Cut with Arbor	14
1202F-6	Dial Caliper	82	ADCH0334	Deep Cut with Arbor	14
3202-6	Dial Caliper	82	ADCH0338	Deep Cut with Arbor	14
3202-8	Dial Caliper	82	ADCH0358	Deep Cut with Arbor	14
3202-12	Dial Caliper	82	ADCH0378	Deep Cut with Arbor	14
A1-E	Extended Length Arbor	23	ADCH0400	Deep Cut with Arbor	14
A1	High Speed Steel Arbor with Pilot Drill	23	ADCH0412	Deep Cut with Arbor	14
A2-E	Extended Length Arbor	23	ADCH0414	Deep Cut with Arbor	14
A2	High Speed Steel Arbor with Pilot Drill	23	ADCH0418	Deep Cut with Arbor	14
A4-E	Extended Length Arbor	23	ADCH0434	Deep Cut with Arbor	14
A4	High Speed Steel Arbor with Pilot Drill	23	ADCH0438	Deep Cut with Arbor	14
A6-1	Kwik Change Arbor	21	ADCH0500	Deep Cut with Arbor	14
A6-2	Kwik Change Arbor	21	ADCH0512	Deep Cut with Arbor	14
A6-3	Kwik Change Arbor	21	ADCH0600	Deep Cut with Arbor	14
A6-4	Kwik Change Arbor Kit	21	ADCH1036	Deep Cut with Arbor	14
A6-5	Kwik Change Arbor Kit	21	ADCH1056	Deep Cut with Arbor	14
A6-6	Kwik Change Arbor Kit	21	ADCH1116	Deep Cut with Arbor	14
A6-7	Kwik Change Arbor Kit	21	ADCH1136	Deep Cut with Arbor	14
A6-8	Kwik Change Arbor Kit	21	AM-2	Angle Meter	57
A6-9	Kwik Change Arbor Kit	21	ASE-24	Straight Edge Aluminum Rule	64
A6-10	Kwik Change Arbor Kit	21	ASE-36	Straight Edge Aluminum Rule	64
A6-11	Kwik Change Arbor Kit	21	ASE-48	Straight Edge Aluminum Rule	64
A6	Kwik Change Arbor	21	ASE-60	Straight Edge Aluminum Rule	64
A10-E	Extended Length Arbor	23	ASE-72	Straight Edge Aluminum Rule	64
A10	High Speed Steel Arbor with Pilot Drill	23	ASE-96	Straight Edge Aluminum Rule	64
A015C	High Speed Steel Arbor Pilot Drill	24	B66-2	Wood Reciprocating Blade	38
A015C	Kwik Change Arbor	21	B66-5	Wood Reciprocating Blade	38
A17-38E	Locking Arbor	23	B66-20	Wood Reciprocating Blade	38
ADCH0034	Deep Cut with Arbor	14	B66-50	Wood Reciprocating Blade	38
ADCH0078	Deep Cut with Arbor	14	B248B	Brass Drive Pin Punch	99
ADCH0100	Deep Cut with Arbor	14	B248C	Brass Drive Pin Punch	99
ADCH0112	Deep Cut with Arbor	14	B248D	Brass Drive Pin Punch	99
ADCH0114	Deep Cut with Arbor	14	B248E	Brass Drive Pin Punch	99
ADCH0116	Deep Cut with Arbor	14	B414-2	Metal Reciprocating Blade	38
ADCH0118	Deep Cut with Arbor	14	B414-5	Metal Reciprocating Blade	38
ADCH0134	Deep Cut with Arbor	14	B414-20	Metal Reciprocating Blade	38
ADCH0136	Deep Cut with Arbor	14	B414-50	Metal Reciprocating Blade	38
ADCH0138	Deep Cut with Arbor	14	B418-2	Metal Reciprocating Blade	38
ADCH0156	Deep Cut with Arbor	14	B418-5	Metal Reciprocating Blade	38
ADCH0158	Deep Cut with Arbor	14	B418-20	Metal Reciprocating Blade	38
ADCH0176	Deep Cut with Arbor	14	B418-50	Metal Reciprocating Blade	38
ADCH0178	Deep Cut with Arbor	14	B424-2	Metal Reciprocating Blade	38
ADCH0196	Deep Cut with Arbor	14	B424-5	Metal Reciprocating Blade	38
ADCH0200	Deep Cut with Arbor	14	B424-20	Metal Reciprocating Blade	38
ADCH0212	Deep Cut with Arbor	14	B424-50	Metal Reciprocating Blade	38
ADCH0214	Deep Cut with Arbor	14	B565A	Brass Drive Pin Punch	97
ADCH0216	Deep Cut with Arbor	14	B565B	Brass Drive Pin Punch	97
ADCH0218	Deep Cut with Arbor	14	B565C	Brass Drive Pin Punch	97
ADCH0234	Deep Cut with Arbor	14	B565D	Brass Drive Pin Punch	97
ADCH0238	Deep Cut with Arbor	14	B565E	Brass Drive Pin Punch	97
ADCH0256	Deep Cut with Arbor	14	B565F	Brass Drive Pin Punch	97
ADCH0258	Deep Cut with Arbor	14	B565G	Brass Drive Pin Punch	97
ADCH0278	Deep Cut with Arbor	14	B565H	Brass Drive Pin Punch	97
ADCH0296	Deep Cut with Arbor	14	B610-2	Multi Reciprocating Blade	39
ADCH0300	Deep Cut with Arbor	14	B610-5	Multi Reciprocating Blade	39
ADCH0312	Deep Cut with Arbor	14	B610-20	Multi Reciprocating Blade	39

B610-50	.Multi Reciprocating Blade	39	BR91014-20	.King Cut Reciprocating Blade	39
B614-2	.Metal Reciprocating Blade	38	BR91014-50	.King Cut Reciprocating Blade	39
B614-5	.Metal Reciprocating Blade	38	BR121014-2	.King Cut Reciprocating Blade	39
B614-20	.Metal Reciprocating Blade	38	BR121014-5	.King Cut Reciprocating Blade	39
B614-50	.Metal Reciprocating Blade	38	BR121014-20	.King Cut Reciprocating Blade	39
B618-2	.Metal Reciprocating Blade	38	BR121014-50	.King Cut Reciprocating Blade	39
B618-5	.Metal Reciprocating Blade	38	BS1210-5	.Bi-Metal HSS Hacksaw	31
B618-20	.Metal Reciprocating Blade	38	BS1214-3	.High Speed Steel Safe-Flex Hacksaw	30
B618-50	.Metal Reciprocating Blade	38	BS1214-5	.Bi-Metal HSS Hacksaw	31
B624-2	.Metal Reciprocating Blade	38	BS1218-3	.High Speed Steel Safe-Flex Hacksaw	30
B624-5	.Metal Reciprocating Blade	38	BS1406-6	.Bi-Metal HSS Hacksaw	31
B624-20	.Metal Reciprocating Blade	38	BS1406-7	.Bi-Metal HSS Hacksaw	31
B624-50	.Metal Reciprocating Blade	38	BS1410-5	.Bi-Metal HSS Hacksaw	31
B810P-20	.Pallet Dismantling Blade	40	BS1410-6	.Bi-Metal HSS Hacksaw	31
B810P-250	.Pallet Dismantling Blade	40	BS1414-5	.Bi-Metal HSS Hacksaw	31
B818-2	.Metal Reciprocating Blade	38	BS1706-6	.Bi-Metal HSS Hacksaw	31
B818-5	.Metal Reciprocating Blade	38	BS1710-6	.Bi-Metal HSS Hacksaw	31
B818-20	.Metal Reciprocating Blade	38	BS1804-7	.Bi-Metal HSS Hacksaw	31
B818-50	.Metal Reciprocating Blade	38	BS1804-8	.Bi-Metal HSS Hacksaw	31
B910P-20	.Pallet Dismantling Blade	40	BS1806-6	.Bi-Metal HSS Hacksaw	31
B910P-250	.Pallet Dismantling Blade	40	BS1806-7	.Bi-Metal HSS Hacksaw	31
B1010P-20	.Pallet Dismantling Blade	40	BS1806-8	.Bi-Metal HSS Hacksaw	31
B1010P-250	.Pallet Dismantling Blade	40	BS1810-6	.Bi-Metal HSS Hacksaw	31
BE-1	.Bull's Eye Circular Level	57	BS2104-8	.Bi-Metal HSS Hacksaw	31
BGL	.Handtool Bag	60	BS2106-8	.Bi-Metal HSS Hacksaw	31
BGM	.Handtool Bag	60	BT63-2	.Wood Reciprocating Blade	38
BGS	.Handtool Bag	60	BT63-5	.Wood Reciprocating Blade	38
BM10B.	.Univerz™ Band Saw Blade	42	BT63-20	.Wood Reciprocating Blade	38
BM10.	.Univerz™ Band Saw Blade	42	BT63-50	.Wood Reciprocating Blade	38
BM14B.	.Univerz™ Band Saw Blade	42	BT66-2	.Wood Reciprocating Blade	38
BM14.	.Univerz™ Band Saw Blade	42	BT66-5	.Wood Reciprocating Blade	38
BM18B.	.Univerz™ Band Saw Blade	42	BT66-20	.Wood Reciprocating Blade	38
BM18.	.Univerz™ Band Saw Blade	42	BT66-50	.Wood Reciprocating Blade	38
BM24B.	.Univerz™ Band Saw Blade	42	BT96-2	.Wood Reciprocating Blade	38
BM24.	.Univerz™ Band Saw Blade	42	BT96-5	.Wood Reciprocating Blade	38
BM1014B.	.Univerz™ Band Saw Blade	42	BT96-20	.Wood Reciprocating Blade	38
BM1014.	.Univerz™ Band Saw Blade	42	BT96-50	.Wood Reciprocating Blade	38
BM1418B.	.Univerz™ Band Saw Blade	42	BT123-2	.Wood Reciprocating Blade	38
BM1418.	.Univerz™ Band Saw Blade	42	BT123-5	.TWood Reciprocating Blade	38
BR618-2	.King Cut Reciprocating Blade	39	BT123-20	.Wood Reciprocating Blade	38
BR618-5	.King Cut Reciprocating Blade	39	BT123-50	.Wood Reciprocating Blade	38
BR618-20	.King Cut Reciprocating Blade	39	BT126-2	.Wood Reciprocating Blade	38
BR618-50	.King Cut Reciprocating Blade	39	BT126-5	.Wood Reciprocating Blade	38
BR818-2	.King Cut Reciprocating Blade	39	BT126-20	.Wood Reciprocating Blade	38
BR818-5	.King Cut Reciprocating Blade	39	BT126-50	.Wood Reciprocating Blade	38
BR818-20	.King Cut Reciprocating Blade	39	BT910-2	.Multi Reciprocating Blade	39
BR818-50	.King Cut Reciprocating Blade	39	BT910-5	.Multi Reciprocating Blade	39
BR61014-2	.King Cut Reciprocating Blade	39	BT910-20	.Multi Reciprocating Blade	39
BR61014-5	.King Cut Reciprocating Blade	39	BT910-50	.Multi Reciprocating Blade	39
BR61014-20	.King Cut Reciprocating Blade	39	BT6610-2	.Multi Reciprocating Blade	39
BR61014-50	.King Cut Reciprocating Blade	39	BT6610-5	.Multi Reciprocating Blade	39
BR81014-2	.King Cut Reciprocating Blade	39	BT6610-20	.Multi Reciprocating Blade	39
BR81014-5	.King Cut Reciprocating Blade	39	BT6610-50	.Multi Reciprocating Blade	39
BR81014-20	.King Cut Reciprocating Blade	39	BT12610-2	.Multi Reciprocating Blade	39
BR81014-50	.King Cut Reciprocating Blade	39	BT12610-5	.Multi Reciprocating Blade	39
BR91014-2	.King Cut Reciprocating Blade	39	BT12610-20	.Multi Reciprocating Blade	39
BR91014-5	.King Cut Reciprocating Blade	39	BT12610-50	.Multi Reciprocating Blade	39

BT121014-2	Multi Reciprocating Blade	39
BT121014-5	Multi Reciprocating Blade	39
BT121014-20	Multi Reciprocating Blade	39
BT121014-50	Multi Reciprocating Blade	39
BTR6610-2	King Cut Reciprocating Blade	39
BTR6610-5	King Cut Reciprocating Blade	39
BTR6610-20	King Cut Reciprocating Blade	39
BTR6610-50	King Cut Reciprocating Blade	39
BTR8610-2	King Cut Reciprocating Blade	39
BTR8610-5	King Cut Reciprocating Blade	39
BTR8610-20	King Cut Reciprocating Blade	39
BTR8610-50	King Cut Reciprocating Blade	39
BTR9610-2	King Cut Reciprocating Blade	39
BTR9610-5	King Cut Reciprocating Blade	39
BTR9610-20	King Cut Reciprocating Blade	39
BTR9610-50	King Cut Reciprocating Blade	39
BTR12610-2	King Cut Reciprocating Blade	39
BTR12610-5	King Cut Reciprocating Blade	39
BTR12610-20	King Cut Reciprocating Blade	39
BTR12610-50	King Cut Reciprocating Blade	39
BTR61014-2	King Cut Reciprocating Blade	39
BTR61014-5	King Cut Reciprocating Blade	39
BTR61014-20	King Cut Reciprocating Blade	39
BTR61014-50	King Cut Reciprocating Blade	39
BTR81014-2	King Cut Reciprocating Blade	39
BTR81014-5	King Cut Reciprocating Blade	39
BTR81014-20	King Cut Reciprocating Blade	39
BTR81014-50	King Cut Reciprocating Blade	39
BTR91014-2	King Cut Reciprocating Blade	39
BTR91014-5	King Cut Reciprocating Blade	39
BTR91014-20	King Cut Reciprocating Blade	39
BTR91014-50	King Cut Reciprocating Blade	39
BTR121014-2	King Cut Reciprocating Blade	39
BTR121014-5	King Cut Reciprocating Blade	39
BTR121014-20	King Cut Reciprocating Blade	39
BTR121014-50	King Cut Reciprocating Blade	39
BU1	Jig Saw Kit	36
BU2DCS-2	Dual Cut Jig Saw	35
BU2	Jig Saw Kit	36
BU3DC-2	Dual Cut Jig Saw	35
BU3	Jig Saw Kit	36
BU4	Jig Saw Kit	36
BU36-20	bi-metal unique® Jig Saw	34
BU36	bi-metal unique® Jig Saw	34
BU36T-20	bi-metal unique® Jig Saw	34
BU36T	bi-metal unique® Jig Saw	34
BU38-20	bi-metal unique® Jig Saw	34
BU38	bi-metal unique® Jig Saw	34
BU46-20	bi-metal unique® Jig Saw	34
BU46	bi-metal unique® Jig Saw	34
BU56-20	bi-metal unique® Jig Saw	34
BU56	bi-metal unique® Jig Saw	34
BU214-20	bi-metal unique® Jig Saw	34
BU214	bi-metal unique® Jig Saw	34
BU214S-20	bi-metal unique® Jig Saw	34
BU214S	bi-metal unique® Jig Saw	34
BU218-20	bi-metal unique® Jig Saw	34
BU218	bi-metal unique® Jig Saw	34
BU224-20	bi-metal unique® Jig Saw	34
BU224	bi-metal unique® Jig Saw	34
BU224S-20	bi-metal unique® Jig Saw	34
BU224S	bi-metal unique® Jig Saw	34
BU230X-20	bi-metal unique® Jig Saw	34
BU230X	bi-metal unique® Jig Saw	34
BU232-20	bi-metal unique® Jig Saw	34
BU232	bi-metal unique® Jig Saw	34
BU310DT-20	bi-metal unique® Jig Saw	34
BU310DT	bi-metal unique® Jig Saw	34
BU310T-20	bi-metal unique® Jig Saw	34
BU310T	bi-metal unique® Jig Saw	34
BU418-20	bi-metal unique® Jig Saw	34
BU418	bi-metal unique® Jig Saw	34
BU424-20	bi-metal unique® Jig Saw	34
BU424	bi-metal unique® Jig Saw	34
BU41014-20	bi-metal unique® Jig Saw	34
BU41014	bi-metal unique® Jig Saw	34
C9-12-4R	Combination Square	70
C11H-4-4R	Combination Square	70
C11H-6-16R	Combination Square	70
C11H-12-4R	Combination Square	70
C11H-12-16R	Combination Square	70
C11HC-12-4R	Combination Square	70
C19	Steel Protractor	87
C33H-6-4R	Combination Square	71
C33H-6-16R	Combination Square	71
C33H-12-4R	Combination Square	71
C33H-12-16R	Combination Square	71
C33HC-6-16R	Combination Square	71
C33HC-12-4R	Combination Square	71
C182	Steel Protractor	87
C183	Steel Protractor	87
C303R-6	Steel Rule	75
C303SR-12	Steel Rule	75
C304R-6	Steel Rule	75
C304SRE-6	Steel Rule	75
C304SRE-12	Steel Rule	75
C305R-6	Steel Rule	75
C305R-12	Steel Rule	75
C316R-6	Steel Rule	75
C435-12-4R	Combination Square	70
C604R-6	Steel Rule	76
C604R-12	Steel Rule	76
C604RE-6	Steel Rule	76
CH604R-6	Steel Rule	76
CH604R-12	Steel Rule	76
CP505A-12	Aluminum Combination Protractor	85
CP505E-12	Aluminum Electronic Combination Protractor	86
CT034	High Performance Triple Chip Tungsten Carbide Hole Saw	16
CT078	High Performance Triple Chip Tungsten Carbide Hole Saw	16
CT100	High Performance Triple Chip Tungsten Carbide Hole Saw	16
CT112	High Performance Triple Chip Tungsten Carbide Hole Saw	16
CT114	High Performance Triple Chip Tungsten Carbide Hole Saw	16
CT118	High Performance Triple Chip Tungsten Carbide Hole Saw	16
CT134	High Performance Triple Chip Tungsten Carbide Hole Saw	16



FCH0116-G	Fast Cut Bi-Metal Hole Saw	12	K148-12	PVC Saw	28
FCH0118-G	Fast Cut Bi-Metal Hole Saw	12	K148-18	PVC Saw	28
FCH0134-G	Fast Cut Bi-Metal Hole Saw	12	K152	Hacksaw Frame	28
FCH0136-G	Fast Cut Bi-Metal Hole Saw	12	KA5-N	Arbor Extension	23
FCH0138-G	Fast Cut Bi-Metal Hole Saw	12	KA12-N	Arbor Adaptor	23
FCH0156-G	Fast Cut Bi-Metal Hole Saw	12	KA014CE-N	High Speed Steel Arbor Pilot Drill	24
FCH160M-G	Fast Cut Bi-Metal Hole Saw	12	KA15-N	Arbor Extension	23
FCH168M-G	Fast Cut Bi-Metal Hole Saw	12	KA19-N	"Oops" Arbor	25
FCH0176-G	Fast Cut Bi-Metal Hole Saw	12	KBS1218-10	High Speed Steel Safe-Flex Hacksaw	30
FCH177M-G	Fast Cut Bi-Metal Hole Saw	12	KBS1224-2	High Speed Steel Safe-Flex Hacksaw	30
FCH0178-G	Fast Cut Bi-Metal Hole Saw	12	KBS1224-10	High Speed Steel Safe-Flex Hacksaw	30
FCH0196-G	Fast Cut Bi-Metal Hole Saw	12	KBS1232-2	High Speed Steel Safe-Flex Hacksaw	30
FCH0200-G	Fast Cut Bi-Metal Hole Saw	12	KBS1232-10	High Speed Steel Safe-Flex Hacksaw	30
FCH210M-G	Fast Cut Bi-Metal Hole Saw	12	KCT06041-N	Electricians Hole Saw Kit - Carbide Tipped	20
FCH0212-G	Fast Cut Bi-Metal Hole Saw	12	KCT090501-N	General Purpose Hole Saw Kit - Carbide Tipped	20
FCH0214-G	Fast Cut Bi-Metal Hole Saw	12	D0005	Diamond Tile Drill	18
FCH0216-G	Fast Cut Bi-Metal Hole Saw	12	D0006-N	Diamond Tile Drill	18
FCH0218-G	Fast Cut Bi-Metal Hole Saw	12	D0008	Diamond Tile Drill	18
FCH0234-G	Fast Cut Bi-Metal Hole Saw	12	D0010	Diamond Tile Drill	18
FCH0238-G	Fast Cut Bi-Metal Hole Saw	12	D0012	Diamond Tile Drill	18
FCH0256-G	Fast Cut Bi-Metal Hole Saw	12	KD0034-N	Diamond Grit Hole Saw	19
FCH0258-G	Fast Cut Bi-Metal Hole Saw	12	KD0058-N	Diamond Grit Hole Saw	19
FCH0278-G	Fast Cut Bi-Metal Hole Saw	12	D0065	Diamond Tile Drill	18
FCH0296-G	Fast Cut Bi-Metal Hole Saw	12	KD0078-N	Diamond Grit Hole Saw	19
FCH0300-G	Fast Cut Bi-Metal Hole Saw	12	KD0096-N	Diamond Grit Hole Saw	19
FCH0312-G	Fast Cut Bi-Metal Hole Saw	12	KD0100-N	Diamond Grit Hole Saw	19
FCH0314-G	Fast Cut Bi-Metal Hole Saw	12	KD0112-N	Diamond Grit Hole Saw	19
FCH0318-G	Fast Cut Bi-Metal Hole Saw	12	KD0114-N	Diamond Grit Hole Saw	19
FCH0334-G	Fast Cut Bi-Metal Hole Saw	12	KD0116-N	Diamond Grit Hole Saw	19
FCH0338-G	Fast Cut Bi-Metal Hole Saw	12	KD0118-N	Diamond Grit Hole Saw	19
FCH0358-G	Fast Cut Bi-Metal Hole Saw	12	KD0134-N	Diamond Grit Hole Saw	19
FCH0378-G	Fast Cut Bi-Metal Hole Saw	12	KD0136-N	Diamond Grit Hole Saw	19
FCH0400-G	Fast Cut Bi-Metal Hole Saw	12	KD0138-N	Diamond Grit Hole Saw	19
FCH0412-G	Fast Cut Bi-Metal Hole Saw	12	KD0156-N	Diamond Grit Hole Saw	19
FCH0414-G	Fast Cut Bi-Metal Hole Saw	12	KD0158-N	Diamond Grit Hole Saw	19
FCH0418-G	Fast Cut Bi-Metal Hole Saw	12	KD0176-N	Diamond Grit Hole Saw	19
FCH0434-G	Fast Cut Bi-Metal Hole Saw	12	KD0178-N	Diamond Grit Hole Saw	19
FCH0438-G	Fast Cut Bi-Metal Hole Saw	12	KD0196-N	Diamond Grit Hole Saw	19
FCH0500-G	Fast Cut Bi-Metal Hole Saw	12	KD0200-N	Diamond Grit Hole Saw	19
FCH0512-G	Fast Cut Bi-Metal Hole Saw	12	KD0212-N	Diamond Grit Hole Saw	19
FCH0514-G	Fast Cut Bi-Metal Hole Saw	12	KD0214-N	Diamond Grit Hole Saw	19
FCH0600-G	Fast Cut Bi-Metal Hole Saw	12	KD0216-N	Diamond Grit Hole Saw	19
FCH1016-G	Fast Cut Bi-Metal Hole Saw	12	KD0218-N	Diamond Grit Hole Saw	19
FCH1036-G	Fast Cut Bi-Metal Hole Saw	12	KD0234-N	Diamond Grit Hole Saw	19
FCH1056-G	Fast Cut Bi-Metal Hole Saw	12	KD0238-N	Diamond Grit Hole Saw	19
FCH1116-G	Fast Cut Bi-Metal Hole Saw	12	KD0256-N	Diamond Grit Hole Saw	19
FCH1136-G	Fast Cut Bi-Metal Hole Saw	12	KD0258-N	Diamond Grit Hole Saw	19
FCH2532-G	Fast Cut Bi-Metal Hole Saw	12	KD0278-N	Diamond Grit Hole Saw	19
FS-24	Framing Square	66	KD0296-N	Diamond Grit Hole Saw	19
GF1218	Grey-Flex Hack Saw Blade	30	KD0300-N	Diamond Grit Hole Saw	19
GF1224	Grey-Flex Hack Saw Blade	30	KD0312-N	Diamond Grit Hole Saw	19
GF1232	Grey-Flex Hack Saw Blade	30	KD0314-N	Diamond Grit Hole Saw	19
K53-8-N	Carpenter's Try Square	67	KD0318-N	Diamond Grit Hole Saw	19
K53-14-N	Carpenter's Try Square	67	KD0334-N	Diamond Grit Hole Saw	19
K143-12	PVC Saw	29	KD0338-N	Diamond Grit Hole Saw	19
K143-18	PVC Saw	29	KD0358-N	Diamond Grit Hole Saw	19
K145	Closed Grip Hack Saw Frame	28	KD0378-N	Diamond Grit Hole Saw	19

KD0400-N	Diamond Grit Hole Saw	19	LHY530-20CM	Long Tape Replacement Blade	49
KD0412-N	Diamond Grit Hole Saw	19	LHY530-30CM	Long Tape Replacement Blade	49
KD0414-N	Diamond Grit Hole Saw	19	LHY530-50	Long Tape Replacement Blade	49
KD0418-N	Diamond Grit Hole Saw	19	LHY530-100	Long Tape Replacement Blade	49
KD0438-N	Diamond Grit Hole Saw	19	LHY530CI-600	Long Tape Replacement Blade	49
KD0500-N	Diamond Grit Hole Saw	19	LHY530JT-50	Long Tape Replacement Blade	49
KD0512-N	Diamond Grit Hole Saw	19	M-1.01	M1® Lubricant	140
KD0600-N	Diamond Grit Hole Saw	19	M-1.05	M1® Lubricant	112
KD1016-N	Diamond Grit Hole Saw	19	M-1.15	M1® Lubricant Spray Bottle	112
KD1036-N	Diamond Grit Hole Saw	19	M-1.53	M1® Lubricant	112
KD1056-N	Diamond Grit Hole Saw	19	M-1.95173	M1® Lubricant	112
KD1116-N	Diamond Grit Hole Saw	19	MPH0034	Tungsten Carbide Tipped Multi-Purpose Hole Saw	15
KD1136-N	Diamond Grit Hole Saw	19	MPH0078	Tungsten Carbide Tipped Multi-Purpose Hole Saw	15
KD2000TD1	General Purpose Hole Saw Kit - Diamond Tile Drills	20	MPH0100	Tungsten Carbide Tipped Multi-Purpose Hole Saw	15
KD2532-N	Diamond Grit Hole Saw	19	MPH0112	Tungsten Carbide Tipped Multi-Purpose Hole Saw	15
KD09041-N	General Purpose Hole Saw Kit - Diamond Grit	20	MPH0114	Tungsten Carbide Tipped Multi-Purpose Hole Saw	15
KDC06034-N	Locksmiths and Doorlock Kit - Deep Cut	20	MPH0116	Tungsten Carbide Tipped Multi-Purpose Hole Saw	15
KDC06041-N	Plumbers Hole Saw Kit - Deep Cut	20	MPH0118	Tungsten Carbide Tipped Multi-Purpose Hole Saw	15
KDC06042-N	Electricians Hole Saw Kit - Deep Cut	20	MPH0134	Tungsten Carbide Tipped Multi-Purpose Hole Saw	15
KDC07051-N	Industrial Hole Saw Kit - Deep Cut	20	MPH0136	Tungsten Carbide Tipped Multi-Purpose Hole Saw	15
KDC08061-N	Locksmiths and Doorlock Kit - Deep Cut	20	MPH0138	Tungsten Carbide Tipped Multi-Purpose Hole Saw	15
KDC09051-N	General Purpose Hole Saw Kit - Deep Cut	20	MPH0158	Tungsten Carbide Tipped Multi-Purpose Hole Saw	15
KDC11041-N	Electricians Hole Saw Kit - Deep Cut	20	MPH0178	Tungsten Carbide Tipped Multi-Purpose Hole Saw	15
KDC11042-N	Industrial Hole Saw Kit - Deep Cut	20	MPH0196	Tungsten Carbide Tipped Multi-Purpose Hole Saw	15
KDC12061-N	Plumbers Hole Saw Kit - Deep Cut	20	MPH0200	Tungsten Carbide Tipped Multi-Purpose Hole Saw	15
KDC15061-N	Industrial Hole Saw Kit - Deep Cut	20	MPH0212	Tungsten Carbide Tipped Multi-Purpose Hole Saw	15
KFC06041-N	Electricians Hole Saw Kit - Fast Cut	20	MPH0214	Tungsten Carbide Tipped Multi-Purpose Hole Saw	15
KFC07031-N	Plumbers Kit - Fast Cut	20	MPH0218	Tungsten Carbide Tipped Multi-Purpose Hole Saw	15
KFC09041-N	Plumbers and Electricians Hole Saw Kit - Fast Cut	20	MPH0234	Tungsten Carbide Tipped Multi-Purpose Hole Saw	15
KMP03031-N	General Purpose Hole Saw Kit - Multi-Purpose	20	MPH0238	Tungsten Carbide Tipped Multi-Purpose Hole Saw	15
KMX25061-N	Electricians Hole Saw Kit - Mixed	20	MPH0258	Tungsten Carbide Tipped Multi-Purpose Hole Saw	15
KTS510-50ME-N	Starrett Long Tape	48	MPH0278	Tungsten Carbide Tipped Multi-Purpose Hole Saw	15
KTS510-50-N	Starrett Long Tape	48	MPH0296	Tungsten Carbide Tipped Multi-Purpose Hole Saw	15
KTS510-100ME-N	Starrett Long Tape	48	MPH0300	Tungsten Carbide Tipped Multi-Purpose Hole Saw	15
KTS510-100-N	Starrett Long Tape	48	MPH0312	Tungsten Carbide Tipped Multi-Purpose Hole Saw	15
KTX1-8M-N	Starrett Exact® Measuring Tape	45	MPH0314	Tungsten Carbide Tipped Multi-Purpose Hole Saw	15
KTX1-16-N	Starrett Exact® Measuring Tape	45	MPH0318	Tungsten Carbide Tipped Multi-Purpose Hole Saw	15
KTX1-25-N	Starrett Exact® Measuring Tape	45	MPH0334	Tungsten Carbide Tipped Multi-Purpose Hole Saw	15
KTX1-26ME-N	Starrett Exact® Measuring Tape	45	MPH0338	Tungsten Carbide Tipped Multi-Purpose Hole Saw	15
KTX1-30-N	Starrett Exact® Measuring Tape	45	MPH0358	Tungsten Carbide Tipped Multi-Purpose Hole Saw	15
KTX1-35-N	Starrett Exact® Measuring Tape	45	MPH0378	Tungsten Carbide Tipped Multi-Purpose Hole Saw	15
KTX12-3.5M-N	Starrett Exact® Measuring Tape	45	MPH0400	Tungsten Carbide Tipped Multi-Purpose Hole Saw	15
KTX12-12ME-N	Starrett Exact® Measuring Tape	45	MPH0412	Tungsten Carbide Tipped Multi-Purpose Hole Saw	15
KTX12-12-N	Starrett Exact® Measuring Tape	45	MPH0414	Tungsten Carbide Tipped Multi-Purpose Hole Saw	15
KTX34-5M-N	Starrett Exact® Measuring Tape	45	MPH0418	Tungsten Carbide Tipped Multi-Purpose Hole Saw	15
KTX34-16ME-N	Starrett Exact® Measuring Tape	45	MPH0434	Tungsten Carbide Tipped Multi-Purpose Hole Saw	15
KTX34-16-N	Starrett Exact® Measuring Tape	45	MPH0438	Tungsten Carbide Tipped Multi-Purpose Hole Saw	15
KTXP106-5M-N	Starrett Exact® Plus Measuring Tape	46	MPH0456	Tungsten Carbide Tipped Multi-Purpose Hole Saw	15
KTXP106-8M-N	Starrett Exact® Plus Measuring Tape	46	MPH0458	Tungsten Carbide Tipped Multi-Purpose Hole Saw	15
KTXP106-16ME-N	Starrett Exact® Plus Measuring Tape	46	MPH0500	Tungsten Carbide Tipped Multi-Purpose Hole Saw	15
KTXP106-16-N	Starrett Exact® Plus Measuring Tape	46	MPH0512	Tungsten Carbide Tipped Multi-Purpose Hole Saw	15
KTXP106-25-N	Starrett Exact® Plus Measuring Tape	46	MPH0600	Tungsten Carbide Tipped Multi-Purpose Hole Saw	15
KTXP106-26ME-N	Starrett Exact® Plus Measuring Tape	46	MPH0614	Tungsten Carbide Tipped Multi-Purpose Hole Saw	15
KTXP106-30-N	Starrett Exact® Plus Measuring Tape	46	MPH2532	Tungsten Carbide Tipped Multi-Purpose Hole Saw	15
KTXP106-35-N	Starrett Exact® Plus Measuring Tape	46	MS-2	Aluminum Meterstick	65
KUXP010-N	Starrett Exact® Plus Utility Knife	65	PBB-8	Solid Brass Plumb Bob	62
LHY530-15CM	Long Tape Replacement Blade	49	PBB-16	Solid Brass Plumb Bob	62

PVC-12	Replacement Blade	29	SB-100D	Utility Knife Replacement Blade	53
PVC-18	Replacement Blade	29	SB248Z	Brass Drive Pin Punch	99
RS-24	Rafter Square	90	SB565Z	Brass Drive Pin Punch	97
RS400-6	Redstripe HSS Hacksaw	32	SH01R	Utility Knife Replacement Blade	53
RS400-10	Redstripe HSS Hacksaw	32	SK1	Key Caddy	47
RS450-4	Redstripe HSS Hacksaw	32	SM15	Tung Carbide Tipped Stainless Steel Sheet Metal Hole Saw	17
RS450-6	Redstripe HSS Hacksaw	32	SM16	Tung Carbide Tipped Stainless Steel Sheet Metal Hole Saw	17
RS450-10	Redstripe HSS Hacksaw	32	SM17	Tung Carbide Tipped Stainless Steel Sheet Metal Hole Saw	17
RS500-6	Redstripe HSS Hacksaw	32	SM18	Tung Carbide Tipped Stainless Steel Sheet Metal Hole Saw	17
RS500-10	Redstripe HSS Hacksaw	32	SM19	Tung Carbide Tipped Stainless Steel Sheet Metal Hole Saw	17
RS550-4	Redstripe HSS Hacksaw	32	SM20	Tung Carbide Tipped Stainless Steel Sheet Metal Hole Saw	17
RS550-10	Redstripe HSS Hacksaw	32	SM21	Tung Carbide Tipped Stainless Steel Sheet Metal Hole Saw	17
RS575-4	Redstripe HSS Hacksaw	32	SM22	Tung Carbide Tipped Stainless Steel Sheet Metal Hole Saw	17
RS575-6	Redstripe HSS Hacksaw	32	SM23	Tung Carbide Tipped Stainless Steel Sheet Metal Hole Saw	17
RS600-4	Redstripe HSS Hacksaw	32	SM24	Tung Carbide Tipped Stainless Steel Sheet Metal Hole Saw	17
RS600-6	Redstripe HSS Hacksaw	32	SM25	Tung Carbide Tipped Stainless Steel Sheet Metal Hole Saw	17
RS650-4	Redstripe HSS Hacksaw	32	SM26	Tung Carbide Tipped Stainless Steel Sheet Metal Hole Saw	17
RS650-6	Redstripe HSS Hacksaw	32	SM27	Tung Carbide Tipped Stainless Steel Sheet Metal Hole Saw	17
RS700-4	Redstripe HSS Hacksaw	32	SM28	Tung Carbide Tipped Stainless Steel Sheet Metal Hole Saw	17
RS700-6	Redstripe HSS Hacksaw	32	SM29	Tung Carbide Tipped Stainless Steel Sheet Metal Hole Saw	17
RS850-4	Redstripe HSS Hacksaw	32	SM30	Tung Carbide Tipped Stainless Steel Sheet Metal Hole Saw	17
RS900-2 1/2	Redstripe HSS Hacksaw	32	SM31	Tung Carbide Tipped Stainless Steel Sheet Metal Hole Saw	17
RS1000-2 1/2	Redstripe HSS Hacksaw	32	SM32	Tung Carbide Tipped Stainless Steel Sheet Metal Hole Saw	17
RS1210-5	Redstripe HSS Hacksaw	32	SM33	Tung Carbide Tipped Stainless Steel Sheet Metal Hole Saw	17
RS1214-5	Redstripe HSS Hacksaw	32	SM34	Tung Carbide Tipped Stainless Steel Sheet Metal Hole Saw	17
RS1406-6	Redstripe HSS Hacksaw	32	SM35	Tung Carbide Tipped Stainless Steel Sheet Metal Hole Saw	17
RS1410-5	Redstripe HSS Hacksaw	32	SM36	Tung Carbide Tipped Stainless Steel Sheet Metal Hole Saw	17
RS1410-6	Redstripe HSS Hacksaw	32	SM37	Tung Carbide Tipped Stainless Steel Sheet Metal Hole Saw	17
RS1414-5	Redstripe HSS Hacksaw	32	SM38	Tung Carbide Tipped Stainless Steel Sheet Metal Hole Saw	17
RS1610-6	Redstripe HSS Hacksaw	32	SM39	Tung Carbide Tipped Stainless Steel Sheet Metal Hole Saw	17
RS1706-6	Redstripe HSS Hacksaw	32	SM40	Tung Carbide Tipped Stainless Steel Sheet Metal Hole Saw	17
RS1710-6	Redstripe HSS Hacksaw	32	SM45	Tung Carbide Tipped Stainless Steel Sheet Metal Hole Saw	17
RS1804-7	Redstripe HSS Hacksaw	32	SM50	Tung Carbide Tipped Stainless Steel Sheet Metal Hole Saw	17
RS1806-6	Redstripe HSS Hacksaw	32	SM51	Tung Carbide Tipped Stainless Steel Sheet Metal Hole Saw	17
RS1806-7	Redstripe HSS Hacksaw	32	SM55	Tung Carbide Tipped Stainless Steel Sheet Metal Hole Saw	17
RS1806-8	Redstripe HSS Hacksaw	32	SM60	Tung Carbide Tipped Stainless Steel Sheet Metal Hole Saw	17
RS1810-6	Redstripe HSS Hacksaw	32	SM65	Tung Carbide Tipped Stainless Steel Sheet Metal Hole Saw	17
RS2104-8	Redstripe HSS Hacksaw	32	SM70	Tung Carbide Tipped Stainless Steel Sheet Metal Hole Saw	17
RS2106-8	Redstripe HSS Hacksaw	32	SM75	Tung Carbide Tipped Stainless Steel Sheet Metal Hole Saw	17
RS2404-0	Redstripe HSS Hacksaw	32	SM80	Tung Carbide Tipped Stainless Steel Sheet Metal Hole Saw	17
RS3004-0	Redstripe HSS Hacksaw	32	SM85	Tung Carbide Tipped Stainless Steel Sheet Metal Hole Saw	17
S01R	Utility Knife Replacement Blade	53	SM90	Tung Carbide Tipped Stainless Steel Sheet Metal Hole Saw	17
S05R	Utility Knife Replacement Blade	53	SM95	Tung Carbide Tipped Stainless Steel Sheet Metal Hole Saw	17
S06R	Utility Knife Replacement Blade	53	SM100	Tung Carbide Tipped Stainless Steel Sheet Metal Hole Saw	17
S011	Hidden Edge Utility Knife	51	SMD6	Carbide Tipped Arbor Pilot Drill	24
S117PC	Center Punch	92	WCD01	Tile Drill Water Bottle	19
S248	Drive Pin Punch	98	XA1	Arbor with Carbide Drill	23
S248PC	Drive Pin Punch	98	XA2	Arbor with Carbide Drill	23
S264WB	Center Punch	92	XA10	Arbor with Carbide Drill	23
S551Z-7	Precision Screwdriver	105	XA014C	Carbide Tipped Arbor Pilot Drill	24
S555Z-6	Jewelers Screwdriver	104	XA015C	Kwik Change Arbor	24, 24
S555Z-7	Jewelers Screwdriver	104	XA17-38	Locking Arbor	23
S565PC	Drive Pin Punch	95			
S565WB	Drive Pin Punch	95			
S800PC	Square Punch	94			
S816PC	Prick Punch	93			
SB6-A	Reciprocating Blade Assortment Pack	40			

# CONTACT INFORMATION GUIDE FOR NORTH AMERICA

COMPLETE, UP-TO-DATE CONTACT INFORMATION AVAILABLE AT STARRETT.COM

## PRIMARY CONTACTS, SALES AND GENERAL INFORMATION REPAIR

- **World Headquarters and Precision Tools:**  
Athol, MA, (978) 249-3551
- **Metrology Equipment:**  
Laguna Hills, CA, (949) 348-1213
- **Laser Measurement:**  
Columbus, GA, (706) 323-5142
- **Granite Surface Plates and Accessories:**  
Waite Park, MN, (320) 251-7171
- **Gage Blocks:**  
Cleveland, OH, (440) 835-0001
- **Mexico:**  
Saltillo, Coah, Mexico, (844) 432-4660

## CALIBRATION

- **Precision Tools and Gages:**  
Athol, MA, (978) 249-3551
- **Starrett Calibration Services:**  
Duncan, SC, (864) 433-8407
- **Metrology Equipment:**  
Laguna Hills, CA, (949) 348-1213
- **Granite Surface Plates and Accessories:**  
Waite Park, MN, (320) 251-7171
- **Gage Blocks:**  
Cleveland, OH, (440) 835-0001
- In Mexico, please call (844) 432-4660

- **Precision Tools and Gages:**  
Athol, MA, (978) 249-3551
- **Metrology Equipment:**  
Laguna Hills, CA, (949) 348-1213
- **Granite Surface Plates and Accessories:**  
Waite Park, MN, (320) 251-7171
- **Gage Blocks:**  
Cleveland, OH, (440) 835-0001
- In Mexico, please call (844) 432-46-60

## CUSTOM SOLUTION DEVELOPMENT

- **Special Tools and Gages:**  
Athol, MA, (978) 249-3551
- **Metrology System Development and Configuration:**  
Laguna Hills, (949) 348-1213
- **Granite Based Custom Products:**  
Waite Park, MN, (320) 251-7171
- In Mexico, please call (844) 432-4660

## ADDITIONAL AND/OR UP-TO-DATE INFORMATION

- starrett.com
- Product Literature and Educational Materials:  
Select the "Catalogs" button at starrett.com to order printed product information and to access literature PDFs for viewing and/or downloading
- In Mexico, please call (844) 432-4660



# CORPORATE HEADQUARTERS AND MAIN FACTORY

## THE L.S. STARRETT COMPANY

121 Crescent Street  
Athol, MA 01331-1915 - U.S.A.

Tel: (978) 249-3551  
Main Fax: (978) 249-8495

## INTERNATIONAL LOCATIONS

### BRAZIL

Starrett Indústria e Comércio Ltda.  
Av. Laroy S. Starrett 1880 - Bairro Pinheirinho  
Caixa Postal 171  
13306-900 Itu, São Paulo - Brazil

Tel: 55 11 2118-8200  
Fax: 55 11 2118-8003

### SCOTLAND

The L.S. Starrett Company Ltd.  
Jedburgh TD8 6LR - Scotland

Tel: 44 (0) 1835 863501  
Fax: 44 (0) 1835 863018

### CHINA

Starrett Tools (Suzhou) Company Limited  
Suzhou Industrial Park  
No. 339. Su Hong Zhong Road  
Suzhou, Jiangsu Province  
P.R. China 215021

Tel: 86 512 6741940  
Fax: 86 512 67415697



## HOW TO ORDER

For prompt delivery, technical support and assistance, contact your nearest industrial distributor.

## PRODUCT DEMONSTRATION

All Starrett manufacturing and branch locations and many distributors can demonstrate an array of Starrett products at work. Contact your local distributor to learn more.



## STARRETT PRODUCT LINES

Band Saw Blades

Force Measurement

Material Testing Equipment

Jobsite & Workshop Tools

Laser Measurement

Metrology Equipment

Precision Measuring Tools

Power Tool Accessories

Webber Gage Blocks

Service

# PTA AND HAND TOOLS



Follow us!



# Starrett®

Phone: (978) 249-3551 | Fax: (978) 249-8495  
121 Crescent Street - Athol, MA 01331-1915 - USA