




# 461 Skymaster® HD Ramp

Ramps for use with the Skymaster® HD family of matting products

The Skymaster® HD Ramp is designed for use with the Skymaster® HD family of floor mats and provides a beveled edge for easy access onto or off of the work platform. Made from a 100% nitrile base rubber compound these ramps are made for heavy duty dry industrial environments. All ramp lengths fit the male/female interlocking system of the mats. They are beveled and molded with mitered corners and a protruding tab that locks together for a secure, professional corner.

- Easy to snap together system for on-site custom work station platforms
- Nitrile provides highest level of resistance to chemicals, oils and greases
- Compatible with any of the Skymaster® HD family of mats
- Beveled edges prevent tripping



Stock Sizes	2" x 36"
Thickness	5/8"
Colors	 Yellow  Black
Product Group	Ergonomic, Anti-fatigue & Safety Matting
Environment	Dry Areas
Usage Intensity	Heavy duty
Sales Tip	All ramp lengths are beveled and molded with mitered corners and a protruding tab. The tab locks together the two adjoining ramps for a secure, professional corner.
Material	Nitrile rubber
Product Weight sqft in lbs	1
Process	Compression Molding
Reach	Reach compliant (Registration, Evaluation, Authorization and Restriction of Chemicals).
Prop 65 Warning	Prop 65 Complaint

## Accessories

460 Skymaster® HD



465 Skymaster® HD Niru®  
FR



463 Skymaster® HD ESD



462 Skymaster® HD Niru®

