

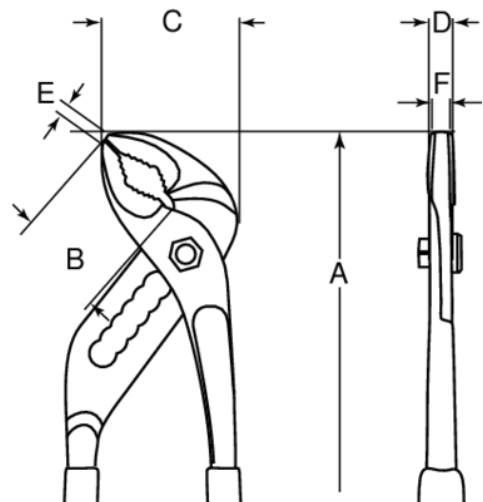


**7224S**  
**Insulated Quick-Adjust Water  
Pump Pliers with Dual-Component  
Handle**



**PRODUCT DETAILS**



- Sturdy box joint frame and slim design
- High performance alloy steel, two-component handles for maximum grip comfort
- Phosphate finish, anti-corrosion treated
- Self-adjusting patented lateral lever
- Flat and round grip shape with auto-tightening device
- Up to 35% bigger mouth opening compared to market standard
- Narrow design head for great accessibility in confined spaces
- Hardened teeth (60 HRC to 62 HRC) for a long product life and strong gripping on any shape
- Comfortable two-component 1000V handles for excellent grip
- Slim jaws provide easy accessibility
- Designed to prevent fingers being pinched
- ISO 8976, IEC 60900



**Follow the Fish!**



## PRODUCT ATTRIBUTES

Product	Adjustment positions	<b>A</b>	<b>B</b>	<b>C</b>	<b>D</b>	<b>E</b>	<b>F</b>		
<b>7224S</b>	16	250 mm	40 mm	50 mm	15 mm	8 mm	7 mm	44 mm	371 g

**Follow the Fish!**

